

Lutz Drum and Container Pumps Be in Control Every Day


Drum Pump Sets

Laboratory and Drum Pumps

Pumps for complete drum drainage

Mixing Pumps

Container Pumps



Safety is our Concern

Consistent customer orientation

You can expect no less of us

Concern for safety and reliability plus responsible response to change have been the underlying factors which have helped us become an internationally successful company. Our faithful adherence to these concerns in fulfilling the needs of our customers has provided and will continue to provide the bedrock for sound innovative ideas.

Lutz is the reliable partner in the field of professional liquid handling. As supplier of innovative and high quality pumps and pump systems we support our customers in finding the adequate solution for their fluid handling requirements. Our products as well as our sales and service network contribute worldwide to a safe handling of fluids and the protecting of our environment.

We would be pleased to discuss with you any special requirements.



Enhanced safety with Lutz

Contents

Drum Pump Sets

Individual sets – optimally combined
for most diverse ranges of application 6-21

Drum- and Container Pumps

For the laboratory range 22-29

For acids, alkalis, oils
and non-flammable liquids 30-45, 48, 49

For easily flammable
and explosive liquids 46, 47, 50, 51

For complete drum
and container drainage 52-61

For mixing and pumping 62-71

For emptying of containers 72-75

Suitable accessories 76-97



The Best you can do:

Decide on Lutz



Save time and money with Lutz

Not only the price/performance ratio is outstanding, the costs of maintenance are even better: With Lutz pumps you maintain durability.

Reliable and solid

High quality materials and a proven design guarantee a long service life and a minimum of downtime.

Confidence in tried and tested quality

Personal, product and customer training, certification in compliance with DIN EN ISO 9001 and accurate inspection and testing of every single unit guarantee that you are always on the safe side.

Environmental protection is our primary concern

Environment consciousness is our primary concern. For this reason, Lutz does not "do things by halves". Complete drum drainage, pump tubes without a need for grease and gas displacement devices are a matter of course. EMIGA, the special emission-proof drum adapter by Lutz offers maximum health and environmental protection when handling hazardous material.

Service with system

Lutz pumps have hardly no wear parts, the systems are easily detachable and compatible, everything is documented – but nevertheless if service is needed, a world-wide service net and an extensive inventory ensure you that everything gets under way as fast as possible.



A tight grip on the future

With Lutz pumps you remain mobile and stay flexible for your future needs: The modular construction allows for a number of combinations.

Lutz – and our customers will always be on the safe side

Operational safety is the most essential thing. Lutz pumps have been approved for compliance with established standards and directives. They comply with all requirements laid down by ATEX, UL, PTB, VDE and CE.

Easy operator control through "punch and pump"

Unpack and get started: Lutz pumps systems are absolutely user friendly constructed, easy to clean and flush and if necessary can be disassembled/reassembled in minutes. A convenient hand wheel attaches the motor to the pump tube – connect and disconnect in seconds with no tools. The hand wheel serves as carrying handle at the same time.

Lutz provides comprehensive solutions

Irrespective of whether you want a complete set or a customised unit – Lutz provides solutions that are well-suited. A matching range of accessories guarantees efficient and safe operation in all areas of application.

Lutz Pump Sets

A quick solution for many applications

Fast assembly

Only few simple operations required

Immediately ready for use

Lutz pump sets save time and money. The annoying search for the ideal pump with suitable accessories has come to an end. Lutz is now offering you a choice of different pump sets. Optionally, the pumps can be combined with a flow meter. Thus, ordering is simple and you save time for the essential things.

Advantages at a glance:

- ✓ Ideally harmonised with the liquid being pumped
- ✓ Fast assembly
- ✓ Immediately ready for action
- ✓ Ideal for pumping and filling thin-bodied liquids
- ✓ Different pump sets for selection
- ✓ For emptying of canisters, drums and containers



Already pre-assembled

Immediately ready for action. Just delivered, you can start with the new pump sets from Lutz to empty thin-bodied liquids from canisters, drums and containers. We have made preparatory work saving your time.

Ideal combination

Whether acids or alkalis, light or concentrated, mineral oil products, hazardous fluids or solvents:

Lutz offers the ideal solution for all these applications.



More time for the essential things

Lutz Pump Sets



Motors

Powerful universal and compressed air motors

Nozzles

for safe filling and transferring of liquids

Drum adapter

For safe fixing the pump in the drum opening

Hoses

Resistant to the pumped medium, with practice-orientated 2 m hose

Pump tubes

Resistant to the pumped medium, in different lengths, for emptying of canisters, drums and containers

Lutz Pump Sets

0.1 Pump Set B1 Battery (polypropylene)

For thin-bodied fluids

such as battery acid, ammonia water, photographic developer/-fixer, glycols, phosphoric acid, hydrochloric acid and hydrogen peroxide.

For removing small quantities from hobbocks, canisters and drums.

- **Motor B1 Battery,**
70 Watt internally ventilated

Density (kg/dm ³)	Viscosity (mPas)	Delivery rate ¹ (l/min.)	Delivery head (m wc)
1.3	200	20	6

Max. temperature of medium 40 °C



Pump Set B1 Battery

for thin-bodied fluids



For emptying canisters and drums	Pump B1 Battery PP 25-L SL			Set B1 Battery PP 25-L SL			Set B1 Battery PP 25-L SL with flow meter TR3-PP
	500 mm	700 mm	1000 mm	500 mm	700 mm	1000 mm	1000 mm
Motor B1 Battery	✓	✓	✓	✓	✓	✓	✓
Flow meter TR3-PP	-	-	-	-	-	-	✓
Pump tube PP 25-L-SL	✓	✓	✓	✓	✓	✓	✓
1,5 m PVC hose 3/4"	-	-	-	✓	✓	✓	✓
Hose connectors 3/4"	✓	✓	✓	✓	✓	✓	✓
Hose clamps	-	-	-	✓	✓	✓	✓
Lutz nozzle with suspension hook	-	-	-	✓	✓	✓	✓
Order No.	0207-112	0207-113	0207-114	0207-090	0207-091	0207-092	0207-093
Battery 10,8 V, 2 Ah	0332-027						
Battery charger	0335-338						

¹ The maximum flow rate is a value determined by means of a test bench and measured with water at a medium temperature of approx. 20°C. The measurement is carried out at the pressure joint of the pump, without hose, nozzle or flow meter. The flow rate achievable in use is lower and depends on the individual application, the media properties and the configuration of the pump. The max. delivery head is also dependent on the pump design, motor and medium. Viscosity determined with oil. Will be delivered without battery and battery charger.

More time for the essential things

Pump Set B2 Battery (polypropylene) **0.2**

For thin-bodied fluids

such as battery acid, ammonia water, photographic developer/-fixer, glycols, phosphoric acid, hydrochloric acid and hydrogen peroxide.

For removing small quantities from hobbocks, canisters and drums.

- **Motor B2 Battery,**
260 Watt internally ventilated

Impeller	Density (kg/dm ³)	Viscosity (mPas)	Delivery rate ¹ (l/min.)	Delivery head (m wc)
Impeller	1.6	400	65 (22)	12
Rotor	1.6	400	80 (22)	8

Max. temperature of medium 50 °C

When using a nozzle the delivery rate is reduced to approximate values (information in the brackets).



Pump Set B1 Battery

for thin-bodied fluids



For emptying canisters and drums	Pump B2 Battery PP 32-R SL / PP 32-L SL				Set B2 Battery PP 32-R SL / PP 32-L SL				Set B2 Battery PP 32-R SL / PP 32-L SL with flow meter TR3-PP
	✓	✓	✓	✓	✓	✓	✓	✓	✓
Motor B2 Battery	✓				✓				✓
Flow meter TR3-PP	-				-				✓
Pump tube PP 32-R SL / PP 32-L SL	✓				✓				✓
1,5 m PVC hose 3/4"	-				✓				✓
Hose connectors 3/4"	✓				✓				✓
Hose clamps	-				✓				✓
Lutz nozzle with suspension hook	-				✓				✓
Immersion depth	500 mm	700 mm	1000 mm	1200 mm	500 mm	700 mm	1000 mm	1200 mm	1000 mm
Order No. with pump tube PP 32-R SL	0207-100	0207-101	0207-102	0207-120	0207-060	0207-061	0207-062	0207-064	0207-063
Order No. with pump tube PP 32-L SL	0207-103	0207-104	0207-105	0207-121	0207-065	0207-066	0207-067	0207-069	0207-068
Battery max. 24 V, 2 Ah									0332-032
Battery max. 24 V, 4 Ah									0332-031
Battery charger									0335-337

¹ The maximum flow rate is a value determined by means of a test bench and measured with water at a medium temperature of approx. 20°C. The measurement is carried out at the pressure joint of the pump, without hose, nozzle or flow meter. The flow rate achievable in use is lower and depends on the individual application, the media properties and the configuration of the pump. The max. delivery head is also dependent on the pump design, motor and medium. Viscosity determined with oil. Will be delivered without battery and battery charger.

Lutz Pump Sets

0.3 Pump Set B2 Battery (polyvinylidene flouride)

such as chloric acid, chromic acid, sulphuric acid, nitric acid, hydrofluoric acid and sodium hypochlorite.

For removing small quantities from hobbocks, canisters and drums.

- **Motor B2 Battery,**
260 Watt internally ventilated

Pump Set B2 Battery

for acids and alkalis

Density (kg/dm ³)	Viscosity (mPas)	Delivery rate ¹ (l/min.)	Delivery head (m wc)
1.6	400	80 (45)	8

Max. temperature of medium 90 °C

When using a nozzle the delivery rate is reduced to approximate values (information in the brackets).



For emptying canisters and drums	Pump B2 Battery PVDF 32-R SL				Set B2 Battery PVDF 32-R SL				Set B2 Battery PVDF 32-R SL with flow meter TR3-PVDF
Motor B2 Battery									
Flow meter TR3-PVDF									
Pump tube PVDF 32-R-SL									
1,5 m special chemical hose 3/4"									
Hose connectors 3/4"									
Hose clamps									
Nozzle PVDF									
Immersion depth	500 mm	700 mm	1000 mm	1200 mm	500 mm	700 mm	1000 mm	1200 mm	1000 mm
Order No.	0207-109	0207-110	0207-111	0207-122	0207-080	0207-081	0207-082	0207-084	0207-083
Battery max. 24 V, 2 Ah									0332-032
Battery max. 24 V, 4 Ah									0332-031
Battery charger									0335-337

¹ The maximum flow rate is a value determined by means of a test bench and measured with water at a medium temperature of approx. 20°C. The measurement is carried out at the pressure joint of the pump, without hose, nozzle or flow meter. The flow rate achievable in use is lower and depends on the individual application, the media properties and the configuration of the pump. The max. delivery head is also dependent on the pump design, motor and medium. Viscosity determined with oil. Will be delivered without battery and battery charger.

More time for the essential things

Pump Set B2 Battery (stainless steel) **0.4**

For thin-bodied fluids

such as oil-based lubricants, cleaner solvent and plasticizer.

For removing small quantities from hobbocks, canisters and drums.

- **Motor B2 Battery,**
260 Watt internally ventilated

Density (kg/dm ³)	Viscosity (mPas)	Delivery rate ¹ (l/min.)	Delivery head (m wc)
1.6	400	80 (45)	8

Max. temperature of medium 90 °C

When using a nozzle the delivery rate is reduced to approximate values (information in the bracket).



Pump Set B2 Battery

for thin-bodied fluids
with PVC hose
und Lutz nozzle

Pump Set B2 Battery

for thin-bodied fluids
with universal chemical hose
and nozzle stainless steel



For emptying canisters and drums	Pump B2 Battery SS 28-R SL				Set B2 Battery SS 28-R SL with PVC hose				Set B2 Battery SS 28-R SL with universal chemical hose		
	0207-106	0207-107	0207-108	0207-123	0207-070	0207-071	0207-072	0207-074	0207-050	0207-051	0207-052
Motor B2 Battery	✓	✓	✓	✓	✓	✓	✓	✓	✓	✓	✓
Pump tube SS 28-R-SL	✓	✓	✓	✓	✓	✓	✓	✓	✓	✓	✓
1,5 m PVC hose 3/4"	-	-	-	-	✓	✓	✓	✓	-	-	-
1,5 m universal chemical hose 3/4"	-	-	-	-	-	-	-	-	✓	✓	✓
Hose connectors 3/4"	✓	✓	✓	✓	✓	✓	✓	✓	✓	✓	✓
Hose clamps	-	-	-	-	✓	✓	✓	✓	✓	✓	✓
Lutz nozzle with suspension hook	-	-	-	-	✓	✓	✓	✓	-	-	-
Nozzle Niro	-	-	-	-	-	-	-	-	✓	✓	✓
Immersion depth	500 mm	700 mm	1000 mm	1200 mm	500 mm	700 mm	1000 mm	1200 mm	500 mm	700 mm	1000 mm
Order No.	0207-106	0207-107	0207-108	0207-123	0207-070	0207-071	0207-072	0207-074	0207-050	0207-051	0207-052
Battery max. 24 V, 2 Ah									0332-032		
Battery max. 24 V, 4 Ah									0332-031		
Battery charger									0335-337		

¹The maximum flow rate is a value determined by means of a test bench and measured with water at a medium temperature of approx. 20°C. The measurement is carried out at the pressure joint of the pump, without hose, nozzle or flow meter. The flow rate achievable in use is lower and depends on the individual application, the media properties and the configuration of the pump. The max. delivery head is also dependent on the pump design, motor and medium. Viscosity determined with oil. Will be delivered without battery and battery charger.

Lutz Pump Sets

1 Pump Set Lutz B2 Vario (polypropylene)

For thin-bodied fluids

such as battery acid, ammonia solution, photographic developer/-fixer, glycols, phosphoric acid, hydrochloric acid and hydrogen peroxide.

For filling small quantities from hobboscks, canisters and drums.

- **Motor Lutz B2 Vario**, 200 W internally ventilated

Density (kg/dm ³)	Viscosity (mPas)	Delivery rate ¹ (l/min.)	Delivery head (m wc)
1.3	300	75 (22)	7

Max. temperature of medium 50 °C

When using a nozzle the delivery rate is reduced to approximate values (see brackets).



Pump Set Lutz B2 Vario

for thin-bodied fluids



with shaft HC
(Hastelloy C)



For emptying canisters and drums	Pump Lutz B2 Vario				Set Lutz B2 Vario			
	500 mm	700 mm	1000 mm	1200 mm	500 mm	700 mm	1000 mm	1200 mm
Motor B2 Vario		✓				✓		
Pump tube PP-SL 32		✓				✓		
1,5 m PVC spiral hose 3/4"		-				✓		
Hose connectors PP 3/4"		✓				✓		
Hose clamps		-				✓		
Lutz nozzle		-				✓		
Wall bracket		-				✓		
Order No.	0201-500	0201-501	0201-502	0201-509	0205-020	0205-021	0205-022	0205-023

¹ The maximum flow rate is a value determined by means of a test bench and measured with water at a medium temperature of approx. 20°C. The measurement is carried out at the pressure joint of the pump, without hose, nozzle or flow meter. The flow rate achievable in use is lower and depends on the individual application, the media properties and the configuration of the pump. The max. delivery head is also dependent on the pump design, motor and medium. Viscosity determined with oil.

More time for the essential things

Pump Set Lutz B2 Vario (stainless steel) **2**

For thin-bodied fluids

such as oil-based lubricants, cleaner solvent, plasticizer.

For filling small quantities from hobboscks, canisters and drums.

- **Motor Lutz B2 Vario**, 200 W internally ventilated

Density (kg/dm ³)	Viscosity (mPas)	Delivery rate ¹ (l/min.)	Delivery head (m wc)
1.3	300	66 (22)	6.7

Max. temperature of medium 90 °C
When using a nozzle the delivery rate is reduced to approximate values (see brackets).

Pump Set Lutz B2 Vario
for thin-bodied fluids

Pump Set Lutz B2 Vario
for thin-bodied fluids with universal chemical hose and nozzle stainless steel

with shaft SS
(stainless steel 1.4571)



For emptying canisters and drums	Pump Lutz B2 Vario				Set Lutz B2 Vario with PVC hose				Set Lutz B2 Vario with universal chemical hose		
	500 mm	700 mm	1000 mm	1200 mm	500 mm	700 mm	1000 mm	1200 mm	500 mm	700 mm	1000 mm
Motor B2 Vario	✓	✓	✓	✓	✓	✓	✓	✓	✓	✓	✓
Pump tube SS-SL 28	✓	✓	✓	✓	✓	✓	✓	✓	✓	✓	✓
1,5 m PVC spiral hose 3/4"	-	-	-	-	✓	✓	✓	✓	-	-	-
1,5 m Universal chemical hose 3/4"	-	-	-	-	-	-	-	-	✓	✓	✓
Hose connectors SS 3/4"	✓	✓	✓	✓	✓	✓	✓	✓	✓	✓	✓
Hose clamps	-	-	-	-	✓	✓	✓	✓	✓	✓	✓
Lutz nozzle with suspension hook	-	-	-	-	✓	✓	✓	✓	-	-	-
Nozzle stainless steel	-	-	-	-	-	-	-	-	✓	✓	✓
Wall bracket	-	-	-	-	✓	✓	✓	✓	✓	✓	✓
Immersion depth	500 mm	700 mm	1000 mm	1200 mm	500 mm	700 mm	1000 mm	1200 mm	500 mm	700 mm	1000 mm
Order No.	0201-510	0201-511	0201-512	0201-519	0205-030	0205-031	0205-032	0205-033	0207-030	0207-031	0207-032

¹ The maximum flow rate is a value determined by means of a test bench and measured with water at a medium temperature of approx. 20°C. The measurement is carried out at the pressure joint of the pump, without hose, nozzle or flow meter. The flow rate achievable in use is lower and depends on the individual application, the media properties and the configuration of the pump. The max. delivery head is also dependent on the pump design, motor and medium. Viscosity determined with oil.

Lutz Pump Sets

3 Pump Set „Alkalis“ (polypropylene)

For thin-bodied alkalis

such as sodium chloride, kalihydrate, ammonia solution, formic acid and acetic acid.

- **Motor MI-4**, 500 W internally ventilated, IP24 or optionally with
- **Motor MA II 3**, 460 W externally ventilated, IP54

Motor MI-4

Density (kg/dm ³)	Viscosity (mPas)	Delivery rate ¹ (l/min.)	Delivery head (m wc)
1.4	500	87 (50)	19

Motor MA II 3

Density (kg/dm ³)	Viscosity (mPas)	Delivery rate ¹ (l/min.)	Delivery head (m wc)
1.6	500	78 (45)	16

Max. temperature of medium 50 °C

When using a nozzle the delivery rate is reduced to approximate values (see brackets).



Pump Set Alkalis

with motor MI-4 internally ventilated

Motor MI-4
For individual application.
For aggressive and non-flammable liquids.



with shaft SS
(stainless steel 1.4571)

Pump Set Alkalis

with motor MA II 3 externally ventilated



For emptying of canisters, drums and containers	Pump with motor MI-4		Pump with motor MA II 3		Set with motor MI-4		Set with motor MA II 3	
Pump tube PP 41-L-SL SS	✓		✓		✓		✓	
2 m PVC spiral hose 3/4"	-		-		✓		✓	
Drum adapter PP	-		-		✓		✓	
Hose connectors PP 3/4"	✓		✓		✓		✓	
Hose clamps	-		-		✓		✓	
Nozzle PP	-		-		✓		✓	
Immersion depth	1000 mm	1200 mm	1000 mm	1200 mm	1000 mm	1200 mm	1000 mm	1200 mm
Order No.	0205-105	0205-106	0205-125	0205-126	0205-101	0205-102	0205-121	0205-122

¹ The maximum flow rate is a value determined by means of a test bench and measured with water at a medium temperature of approx. 20°C. The measurement is carried out at the pressure joint of the pump, without hose, nozzle or flow meter. The flow rate achievable in use is lower and depends on the individual application, the media properties and the configuration of the pump. The max. delivery head is also dependent on the pump design, motor and medium. Viscosity determined with oil.

More time for the essential things

Pump Set „Acids“ (polypropylene) **4**

For thin-bodied acids

such as hydrochloric acid, battery acid, ferric (III) chloride, phosphoric acid, chromic acid and citric acid.

- **Motor MA II 3**, 460 W externally ventilated, IP54 or optionally with
- **Motor MI-4**, 500 W internally ventilated, IP24

Motor MA II 3

Density (kg/dm ³)	Viscosity (mPas)	Delivery rate ¹ (l/min.)	Delivery head (m wc)
1.6	500	78 (45)	16

Motor MI-4

Density (kg/dm ³)	Viscosity (mPas)	Delivery rate ¹ (l/min.)	Delivery head (m wc)
1.4	500	87 (50)	19

Max. temperature of medium 50 °C

When using a nozzle the delivery rate is reduced to approximate values (see brackets).



Motor MA II 3
For fuming liquids or corrosive vapours. Powerful, externally ventilated universal motor.

Pump Set

with motor MA II 3 externally ventilated



with shaft HC
(Hastelloy C)

Pump Set

with motor MI-4 internally ventilated



For emptying of canisters, drums and containers	Pump with motor MI-4		Pump with motor MA II 3		Set with motor MI-4		Set with motor MA II 3	
	1000 mm	1200 mm	1000 mm	1200 mm	1000 mm	1200 mm	1000 mm	1200 mm
Pump tube PP 41-L-SL HC	✓		✓		✓		✓	
2 m PVC spiral hose 3/4"	-		-		✓		✓	
Drum adapter PP	-		-		✓		✓	
Hose connectors PP 3/4"	✓		✓		✓		✓	
Hose clamps	-		-		✓		✓	
Nozzle PP	-		-		✓		✓	
Immersion depth	1000 mm	1200 mm	1000 mm	1200 mm	1000 mm	1200 mm	1000 mm	1200 mm
Order No.	0205-115	0205-116	0205-135	0205-136	0205-111	0205-112	0205-131	0205-132

¹The maximum flow rate is a value determined by means of a test bench and measured with water at a medium temperature of approx. 20°C. The measurement is carried out at the pressure joint of the pump, without hose, nozzle or flow meter. The flow rate achievable in use is lower and depends on the individual application, the media properties and the configuration of the pump. The max. delivery head is also dependent on the pump design, motor and medium. Viscosity determined with oil.

Lutz Pump Sets

5 Pump Set „Concentrated Acids and Alkalis“ (polyvinylidene flouride)

For concentrated acids and alkalis

such as chloric acid, chromic acid, sulphuric acid, nitric acid, hydrofluoric acid and sodium hypochlorite.

- **Motor MA II 3**, 460 W externally ventilated or optionally with
- **Motor MA II 5**, 575 W externally ventilated

Motor MA II 3

Density (kg/dm ³)	Viscosity (mPas)	Delivery rate ¹ (l/min.)	Delivery head (m wc)
1.6	500	78 (45)	16

Motor MA II 5

Density (kg/dm ³)	Viscosity (mPas)	Delivery rate ¹ (l/min.)	Delivery head (m wc)
1.8	800	83 (50)	17

Max. temperature of medium 100 °C

When using a nozzle the delivery rate is reduced to approximate values (see brackets).

Pump Set Acids and Alkalis

with motor MA II 3 or MA II 5 externally ventilated

Motor MA II

For fuming liquids or corrosive vapours. Powerful, externally ventilated universal motor.



For emptying of canisters, drums and containers	Pump with motor MA II 3		Pump with motor MA II 5		Set with motor MA II 3		Set with motor MA II 5	
Pump tube PVDF 41-L-SL	✓		✓		✓		✓	
2 m special chemical hose 3/4"	-		-		✓		✓	
Drum adapter PP	-		-		✓		✓	
Hose connectors PVDF 3/4"	✓		✓		✓		✓	
Hose clamps	-		-		✓		✓	
Nozzle PVDF	-		-		✓		✓	
Immersion depth	1000 mm	1200 mm	1000 mm	1200 mm	1000 mm	1200 mm	1000 mm	1200 mm
Order No.	0205-215	0205-216	0205-205	0205-206	0205-211	0205-212	0205-201	0205-202

¹ The maximum flow rate is a value determined by means of a test bench and measured with water at a medium temperature of approx. 20°C. The measurement is carried out at the pressure joint of the pump, without hose, nozzle or flow meter. The flow rate achievable in use is lower and depends on the individual application, the media properties and the configuration of the pump. The max. delivery head is also dependent on the pump design, motor and medium. Viscosity determined with oil.

More time for the essential things

Pump Set „Mineral Oil Products“ (aluminium) **6**

For light viscous mineral oil products

such as diesel, fuel oil, hydraulic oil, machinery oil and motor oil.

- **Motor MI-4**, 500 W internally ventilated or optionally with
- **Compressed air motor MD2xL**, 1000 W / 6 bar with stop valve and nipple

Motor MI-4

Density (kg/dm ³)	Viscosity (mPas)	Delivery rate ¹ (l/min.)	Delivery head (m wc)
1.4	500	87 (50)	19

Motor MD2xL

Density (kg/dm ³)	Viscosity (mPas)	Delivery rate ¹ (l/min.)	Delivery head (m wc)
2,8	1000	116 (60)	36

Max. temperature of medium 100 °C

When using a nozzle the delivery rate is reduced to approximate values (see brackets).

When used with diesel and similar liquids, the pump is only suitable at a fluid and ambient temperature < 40°C.

Pump Set Mineral Oil Products

with motor MI-4 internally ventilated

Motor MI-4

Universal motor for individual application. For aggressive and non-flammable liquids. Strong when handling mineral oil products.

Pump Set Mineral Oil Products

with Motor MD2xL, the compact compressed air motor is powerful and reliable.



NEW



For emptying of canisters, drums and containers	Pump with motor MI-4		Pump with motor MD2xL		Set with motor MI-4		Set with motor MD2xL	
	✓	✓	✓	✓	✓	✓	✓	✓
Pump tube Alu 41-L-SL	✓	✓	✓	✓	✓	✓	✓	✓
2 m PVC spiral hose 1"	-	-	-	-	✓	✓	✓	✓
Drum adapter PP	-	-	-	-	✓	✓	✓	✓
Hose connectors Alu 1"	✓	✓	✓	✓	✓	✓	✓	✓
Hose clamps	-	-	-	-	✓	✓	✓	✓
Nozzle Alu	-	-	-	-	✓	✓	✓	✓
Immersion depth	1000 mm	1200 mm	1000 mm	1200 mm	1000 mm	1200 mm	1000 mm	1200 mm
Order No.	0205-305	0205-306	0205-325	0205-326	0205-301	0205-302	0205-321	0205-322

(For high viscous oils suitable Eccentric Screw Pumps are available, see separate leaflet)

¹ The maximum flow rate is a value determined by means of a test bench and measured with water at a medium temperature of approx. 20°C. The measurement is carried out at the pressure joint of the pump, without hose, nozzle or flow meter. The flow rate achievable in use is lower and depends on the individual application, the media properties and the configuration of the pump. The max. delivery head is also dependent on the pump design, motor and medium. Viscosity determined with oil.

Lutz Pump Sets

7 Pump Set „Solvents“ (stainless steel)

For easily flammable hydrocarbons

such as ethanol, gasoline, butanol, iso-propanol, kerosene, methanol and petroleum.

- **Motor ME II 3**, 460 W or optionally with
- **Compressed air motor MD2xL**, 1000 W / 6 bar

Explosion proof according to ATEX Directive 2014/34/EU, category 2.

Motor ME II 3

Density (kg/dm ³)	Viscosity (mPas)	Delivery rate ¹ (l/min.)	Delivery head (m wc)
1.6	350	95 (60)	14

Motor MD2xL

Density (kg/dm ³)	Viscosity (mPas)	Delivery rate ¹ (l/min.)	Delivery head (m wc)
2,8	1000	124 (75)	35

Max. temperature of medium 100 °C
When using a nozzle the delivery rate is reduced to approximate values (see brackets).

Pump Set


with motor ME II 3

Motor ME II 3

The **explosion proof** universal motor ME II 3 is ideally suitable for transferring of many thin-bodied, easily flammable and combustible liquids.

Pump Set Solvents

with Motor MD2xL,
The compact compressed air motor is powerful and reliable.



For emptying of canisters, drums and containers	Pump with motor ME II 3		Pump with motor MD2xL		Set with motor ME II 3		Set with motor MD2xL	
	1000 mm	1200 mm	1000 mm	1200 mm	1000 mm	1200 mm	1000 mm	1200 mm
Pump tube SS 41-L-SL	✓		✓		✓		✓	
2 m solvent hose 3/4" *	-		-		✓		✓	
Drum adapter PP	-		-		✓		✓	
2 m equipotential bonding cable	✓		✓		✓		✓	
Nozzle brass	-		-		✓		✓	
Immersion depth	1000 mm	1200 mm	1000 mm	1200 mm	1000 mm	1200 mm	1000 mm	1200 mm
Order No.	0205-405	0205-406	0205-475	0205-476	0205-401	0205-402	0205-471	0205-472

*electrically conductive bound with hose connectors brass.

¹ The maximum flow rate is a value determined by means of a test bench and measured with water at a medium temperature of approx. 20°C. The measurement is carried out at the pressure joint of the pump, without hose, nozzle or flow meter. The flow rate achievable in use is lower and depends on the individual application, the media properties and the configuration of the pump. The max. delivery head is also dependent on the pump design, motor and medium. Viscosity determined with oil.

More time for the essential things

Pump Set „Hazardous Fluids“ (stainless steel) **8**

For hazardous fluids

such as acetone, conc. formic acid, ethyl acetate, butyl acetate, conc. acetic acid, nicotine, methyl benzene (toluol) and styrol.

- **Motor ME II 3**, 460 W or optionally with
- **Compressed air motor MD2xL**, 1000 W / 6 bar

Explosion proof according to ATEX Directive 2014/34/EU, category 2.

Motor ME II 3

Density (kg/dm ³)	Viscosity (mPas)	Delivery rate ¹ (l/min.)	Delivery head (m wc)
1.6	350	95 (50)	14

Motor MD2xL

Density (kg/dm ³)	Viscosity (mPas)	Delivery rate ¹ (l/min.)	Delivery head (m wc)
2,8	1000	124 (50)	35

Max. temperature of medium 100 °C

When using a nozzle the delivery rate is reduced to approximate values (see brackets).



Ex-plug

Can be optionally supplied with Ex-plug completely assembled.

Pump Set Ex


with motor ME II 3

Motor ME II 3

The **explosion proof** universal motor ME II 3 is ideally suitable for transferring of many thin-bodied, easily flammable and combustible liquids.

Pump Set Ex

with Motor MD2xL, The compact compressed air motor is powerful and reliable.



For emptying of canisters, drums and containers	Pump with motor ME II 3		Pump with motor MD2xL		Set with motor ME II 3		Set with motor MD2xL	
	1000 mm	1200 mm	1000 mm	1200 mm	1000 mm	1200 mm	1000 mm	1200 mm
Pump tube SS 41-L-SL	✓		✓		✓		✓	
2 m universal chemical hose 3/4" *	-		-		✓		✓	
Drum adapter PP	-		-		✓		✓	
2 m equipotential bonding cable	✓		✓		✓		✓	
Nozzle in stainless steel (1.4571)	-		-		✓		✓	
Immersion depth	1000 mm	1200 mm	1000 mm	1200 mm	1000 mm	1200 mm	1000 mm	1200 mm
Order No.	0205-405	0205-406	0205-475	0205-476	0205-411	0205-412	0205-481	0205-482

*electrically conductive bound with hose connectors stainless steel.

¹The maximum flow rate is a value determined by means of a test bench and measured with water at a medium temperature of approx. 20°C. The measurement is carried out at the pressure joint of the pump, without hose, nozzle or flow meter. The flow rate achievable in use is lower and depends on the individual application, the media properties and the configuration of the pump. The max. delivery head is also dependent on the pump design, motor and medium. Viscosity determined with oil.

Lutz Pump Sets

9 Pump Set „Solvents“ for complete drum drainage (stainless steel)

For easily flammable hydrocarbons

such as ethanol, gasoline, butanol, isopropanol, kerosene, methanol and petroleum.

- **Motor ME II 3**, 460 W or optionally with
- **Compressed air motor MD2xL**, 1000 W / 6 bar

Explosion proof according to ATEX Directive 2014/34/EU, category 2.

Motor ME II 3

Density (kg/dm ³)	Viscosity (mPas)	Delivery rate ¹ (l/min.)	Delivery head (m wc)
1.6	500	77 (45)	14

Motor MD2xL

Density (kg/dm ³)	Viscosity (mPas)	Delivery rate ¹ (l/min.)	Delivery head (m wc)
2,8	1000	67 (40)	28

Max. temperature of medium 100 °C

When using a nozzle the delivery rate is reduced to approximate values (see brackets).



Complete drainage

Residual quantity < 0.10 litres

Pump Set Solvents


with motor ME II 3

Motor ME II 3

The **explosion proof** universal motor ME II 3 is ideally suitable for transferring of many thin-bodied, easily flammable and combustible liquids.

Pump Set Solvents

with Motor MD2xL, The compact compressed air motor is powerful and reliable.



For complete drainage of drums and containers	Pump with motor ME II 3		Pump with motor MD2xL		Set with motor ME II 3		Set with motor MD2xL	
	1000 mm	1200 mm	1000 mm	1200 mm	1000 mm	1200 mm	1000 mm	1200 mm
Pump tube RE-SS 41-L-MS	✓		✓		✓		✓	
2 m solvent hose 3/4" *	-		-		✓		✓	
Drum adapter PP	-		-		✓		✓	
2 m equipotential bonding cable	✓		✓		✓		✓	
Nozzle brass	-		-		✓		✓	
Order No.	0205-505	0205-506	0205-545	0205-546	0205-501	0205-502	0205-541	0205-542

*electrically conductive bound with hose connectors brass.

¹ The maximum flow rate is a value determined by means of a test bench and measured with water at a medium temperature of approx. 20°C. The measurement is carried out at the pressure joint of the pump, without hose, nozzle or flow meter. The flow rate achievable in use is lower and depends on the individual application, the media properties and the configuration of the pump. The max. delivery head is also dependent on the pump design, motor and medium. Viscosity determined with oil.

More time for the essential things

Pump Set „Hazardous Fluids“ for complete drum drainage (stainless steel) **10**

For hazardous fluids

such as acetone, conc. formic acid, ethyl acetate, butyl acetate, conc. acetic acid, nicotine, methyl benzene (toluol) and styrol.

- **Motor ME II 3**, 460 W or optionally with
- **Compressed air motor MD2xL**, 1000 W / 6 bar

Explosion proof according to ATEX Directive 2014/34/EU, category 2.

Motor ME II 3

Density (kg/dm ³)	Viscosity (mPas)	Delivery rate ¹ (l/min.)	Delivery head (m wc)
1.6	500	77 (45)	14

Motor MD2xL

Density (kg/dm ³)	Viscosity (mPas)	Delivery rate ¹ (l/min.)	Delivery head (m wc)
2,8	1000	67 (40)	28

Max. temperature of medium 100 °C
When using a nozzle the delivery rate is reduced to approximate values (see brackets).



Complete drainage

Residual quantity < 0.10 litres

Motor ME II 3

The **explosion proof** universal motor ME II 3 is ideally suitable for transferring of many thin-bodied, easily flammable and combustible liquids.

Pump Set Ex

with motor ME II 3

Ex-plug

Can be optionally supplied with Ex-plug completely assembled.



Pump Set Ex

with Motor MD2xL, The compact compressed air motor is powerful and reliable.



For complete drainage of drums and containers	Pump with motor ME II 3		Pump with motor MD2xL		Set with motor ME II 3		Set with motor MD2xL	
	1000 mm	1200 mm	1000 mm	1200 mm	1000 mm	1200 mm	1000 mm	1200 mm
Pump tube RE-SS 41-L-MS	✓		✓		✓		✓	
2 m universal chemical hose 3/4" *	-		-		✓		✓	
Drum adapter PP	-		-		✓		✓	
2 m equipotential bonding cable	✓		✓		✓		✓	
Nozzle in stainless steel (1.4571)	-		-		✓		✓	
Immersion depth	1000 mm	1200 mm	1000 mm	1200 mm	1000 mm	1200 mm	1000 mm	1200 mm
Order No.	0205-505	0205-506	0205-545	0205-546	0205-511	0205-512	0205-551	0205-552

*electrically conductive bound with hose connectors stainless steel.

¹The maximum flow rate is a value determined by means of a test bench and measured with water at a medium temperature of approx. 20°C. The measurement is carried out at the pressure joint of the pump, without hose, nozzle or flow meter. The flow rate achievable in use is lower and depends on the individual application, the media properties and the configuration of the pump. The max. delivery head is also dependent on the pump design, motor and medium. Viscosity determined with oil.

Lutz Drum and Container Pumps

Lightweight, comfortable and powerful

New dimensions of flexibility

With the development of the new battery pumps B1 Battery and B2 Battery, Lutz launches a new dimension of mobility, battery performance, weight, life, capacity and ergonomics and offers maximum flexibility for the user. With the combination possibilities of the pump tubes in PP, PVDF and stainless steel in different lengths, a variety of fluids from different containers can be transferred.

Features/Benefits:

- » BLDC motor with a high level of efficiency up to 70%
- » Infinitely varied
- » Modular construction
- » Low weight
- » High battery capacity
- » Long service life
- » Low noise ≤ 70 dBA
- » Sophisticated quick-action coupling
- » Available in **polypropylene, polyvinylidene fluoride** and **stainless steel** (1.4571)



Up to
2500
Litres with one
battery charge!

B1 Battery:



Battery life:
25 minutes
at max. speed

1 Battery charge = 2 x 200 l Container*

* determined with pump tube PP 25-L SL

B2 Battery:



Battery life:
34 minutes
at max. speed

1 Battery charge = 12,6 x 200 l Container*

* determined with pump tube PP 32-R SL

Mobile pump unit on trolley

For flexible use, the pump and the drum can be easily and quickly brought to any location by the trolley (Order No. 0371-030).

Lutz Drum Pump B1/B2 Battery

B1 Battery:

- » Small to medium filling quantities
- » Low power
- » Low viscosity up to max. 200 mPas
- » Low pressures/low flow rates
- » Low density up to max. 1.3 kg/dm³
- » Automatic switch-off at overload



Replaceable battery with Li-Ion technology

Infinitely variable for all demands

Good handling due to compact design and low weight

Wear-free, low noise BLDC motor

Easy disassembly with quick fastener

B2 Battery:

- » Medium to large filling volume
- » Particularly high performance at a low weight
- » Higher viscosity up to max. 400 mPas
- » Higher pressures/flow rates
- » Higher density up to max. 1.6 kg/dm³
- » Higher battery life
- » Automatic switch-off at overload



Replaceable, high-performance Li-Ion technology

Infinitely variable for all demands

Easy handling by using a convenient carrying handle, compact design and low weight

Wear-free, low noise BLDC motor: Particularly high performance at low weight

Easy disassembly with quick fastener

Lutz Drum and Container Pumps

Drum pump Lutz B1/B2 Battery (polypropylene, PVDF or stainless steel)

Product detail		B1 Battery (motor and pump tube)		PP-SL			
	Material	Pump tube		PP			
		Impeller		PP			
	Type of impeller			Impeller			
	category 1 / 2 (according to ATEX)			no			
	Immersion tube diameter	max. mm		25			
	Hose connection	Nominal diameter mm		19			
		Outer thread		G 1			
	Temperature of medium	max. °C		0 up to +40			
	Flow rate ¹	up to l/min.		20			
	Delivery head	up to m wc		6			
	Viscosity	up to mPas		200			
	Density	up to kg/dm ³		1.3			
	Weight (kg)	Motor + pump tube		1.0			
	Power	watts		70			
	Voltage	volts		10.8			
Length: 500 mm*	Order No.		0207-112				
Length: 700 mm*	Order No.		0207-113				
Length: 1000 mm*	Order No.		0207-114				
*The length complies approx. to dimension C in the dimension table. Special lengths on request. Will be delivered without battery and battery charger.							
Suitable battery		Order No. 0332-027	Voltage: 10,8 V	capacity: 2 Ah, Li-Ionen battery			
Battery charger		Order No. 0335-338	Input: 100-240 V, 50/60 Hz				
B2 Battery (motor and pump tube)		PP-SL	PP-SL	PVDF-SL	SS-SL		
	Material	Pump tube	PP	PP	PVDF	1.4571	
		Impeller	PP	PP	ETFE	ETFE	
	Type of impeller		Rotor	Impeller	Rotor	Rotor	
	category 1 / 2 (according to ATEX)		no	no	no	no	
	Immersion tube diameter	max. mm	32	32	32	28	
	Hose connection	Nominal diameter mm	19	19	19	19	
		Outer thread	G 1	G 1	G 1	G 1	
	Temperature of medium	max. °C	-15 up to +50	-15 up to +50	-15 up to +90	-15 up to +90	
	Flow rate ¹	up to l/min.	80	65	80	80	
	Delivery head	up to m wc	8	12	8	8	
	Viscosity	up to mPas	400	400	400	400	
	Density	up to kg/dm ³	1.6	1.6	1.6	1.6	
	Weight (kg)	Motor + pump tube	1.6	1.6	2.0	2.5	
	Power	watts	260	260	260	260	
	Voltage	volts	21.6	21.6	21.6	21.6	
Length: 500 mm*	Order No.	0207-100	0207-103	0207-109	0207-106		
Length: 700 mm*	Order No.	0207-101	0207-104	0207-110	0207-107		
Length: 1000 mm*	Order No.	0207-102	0207-105	0207-111	0207-108		
Length: 1200 mm*	Order No.	0207-120	0207-121	0207-122	0207-123		
*The length complies approx. to dimension C in the dimension table. Special lengths on request. Will be delivered without battery and battery charger.							
Suitable battery		Order No. 0332-032	Voltage: max. 24 V	capacity: 2 Ah, Li-Ionen battery			
		Order No. 0332-031	Voltage: max. 24 V	capacity: 4 Ah, Li-Ionen battery			
Battery charger		Order No. 0335-337	Input: 230 V, 50/60 Hz				

¹The maximum flow rate is a value determined by means of a test bench and measured with water at a medium temperature of approx. 20°C. The measurement is carried out at the pressure joint of the pump, without hose, nozzle or flow meter. The flow rate achievable in use is lower and depends on the individual application, the media properties and the configuration of the pump. The max. delivery head is also dependent on the pump design, motor and medium. Viscosity determined with oil.

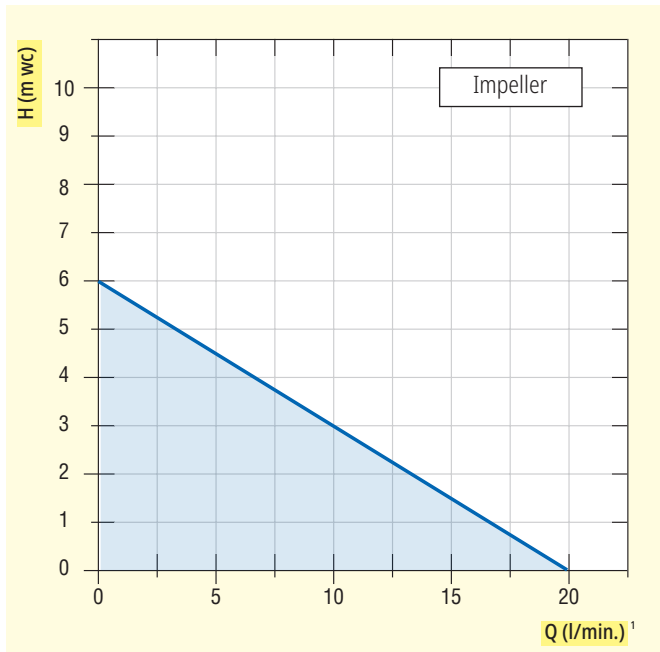
Drum Pump Lutz B1/B2 Battery

Lightweight, comfortable and powerful

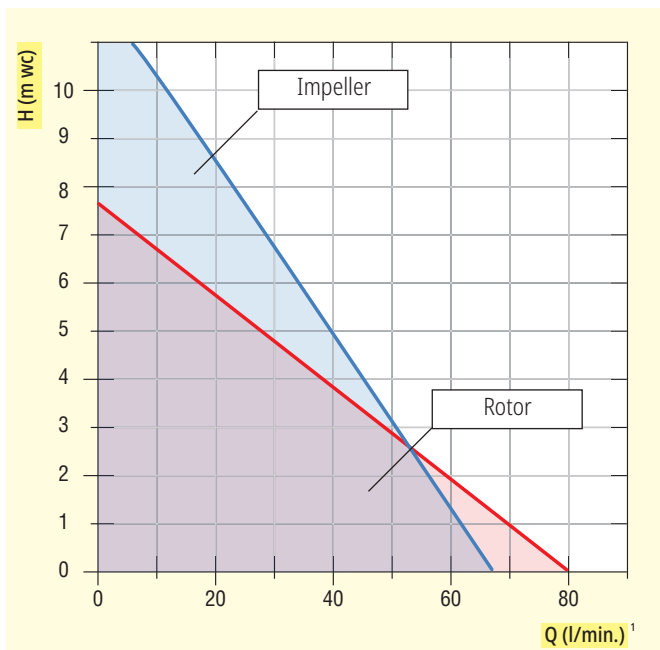
Materials (coming into contact with the pumped medium)

Version:	PP-SL	PVDF-SL	SS-SL
Housing:	PP/PVDF	PVDF	Stainless steel (1.4571)
Impeller:	PP	ETFE	ETFE
Seals:	none	none	none
Mechanical seal:	none	none	none
Bearing:	ETFE/PTFE	ETFE/PTFE	ETFE/PTFE
Drive shaft:	Hastelloy C	Hastelloy C	Stainless steel (1.4571)

Lutz B1 Battery



Lutz B2 Battery



X = B1 with pump tube PP Ø 25: -35 mm
 B2 with pump tube PP/PVDF Ø 32: -35 mm
 B2 with pump tube SS Ø 28: -30 mm



Suitable range of accessories
 see pages 77-79

¹The maximum flow rate is a value determined by means of a test bench and measured with water at a medium temperature of approx. 20°C. The measurement is carried out at the pressure joint of the pump, without hose, nozzle or flow meter. The flow rate achievable in use is lower and depends on the individual application, the media properties and the configuration of the pump. The max. delivery head is also dependent on the pump design, motor and medium. Viscosity determined with oil.

Lutz Drum and Container Pumps

Lutz B2 Vario: Perfect for the laboratory and research sector



Lutz B2 Vario stands for: Versatile, maximum possible safety, and optimum price-performance ratio.

The innovation for increased safety and ease of use

Environmental protection, safety, energy and cost consciousness and easy handling: the demands which a pump has to meet are growing more and more. Simplicity and ease of handling must be inherent characteristics as well.

At Lutz, we have met this challenge and have developed a pump which lives up to these expectations. The electric drum and container pump **Lutz B2 Vario** incorporates a reliable and tested technique together with a number of functions providing perfect fluid management solutions, whatever industry you are in.

The advantages of the B2 Vario:

- ✓ **Variable speed motor** with safety cut out to enable the transfer of liquids in small amounts
- ✓ Easy and safe to operate by integrated ergonomically designed handles and nozzle
- ✓ Ultra quiet, long service life
- ✓ **Different lengths** available 500, 700 and 1000 mm for the use in small vessels up to 200 litre drums
- ✓ Sealless, lube free pump tube, thus no contamination of the liquid
- ✓ Wide range of applications possible due to sealless construction
- ✓ Available in **polypropylene, polyvinylidene fluoride** and **stainless steel** (1.4571)



Mounted hanger for storing nozzle and cable at the pump. Service-friendly construction, simple to dismantle and improved complete drainage function.

Lutz B2 Vario: (polypropylene or stainless steel)

The perfect solution to transfer small amounts of liquid





Safety First

Personal safety and the environment are of vital importance when it comes to handling chemicals, acids, alkalis or other dangerous liquids, particularly when transferring small amounts of liquid. The "Lutz B2 Vario" provides a complete solution. The infinitely variable speed controller with integrated on/off switch allows a controlled and comfortable filling of smaller and larger liquid amounts. The operator can gradually regulate the delivery rate from lowest up to requested speed by one movement of the hand.



Lutz Drum and Container Pumps

Lutz B2 Vario (polypropylene, PVDF or stainless steel)

Product detail		Pump	Lutz B2 Vario PP-SL 32	Lutz B2 Vario PVDF-SL 32
	Drive motor:	Universal motor 200 W, 230 V, 50 Hz, on/off switch with variable speed controller, double insulated on protection class II, protection class IP24, with integrated motor protection switch, 3 m connection cable		
	Material:	Pump tube	PP	PVDF
		Impeller	PP	ETFE
	Type of impeller:	Rotor		Rotor
	Category 1 / 2 (acc. to ATEX)	no		no
	Immersion tube diameter:	up to mm	32	32
	Hose connection:	Nominal diameter mm	19	19
		Outer thread	G 1	G 1
	Flow rate ¹	up to l/min.	75	75
	Delivery head	up to m wc	7	7
	Temperature of medium:	up to °C	-15 up to +50	-15 up to +90
	Viscosity	up to mPas	300	300
	Density:	up to kg/dm ³	1.3	1.3
	Weight (kg)	Motor + pump tube	2.2-2.5	2.3 - 2.6
Length: 500 mm*	Order No.	0201-500	0201-580	
Length: 700 mm*	Order No.	0201-501	0201-581	
Length: 1000 mm*	Order No.	0201-502	0201-582	
Length: 1200 mm*	Order No.	0201-509	0201-589	
*The length complies approx. to dimension C in the dimension table. Special lengths, other voltages and frequencies on request.				
		Pump	Lutz B2 Vario SS-SL 28	
	Drive motor:	Universal motor 200 W, 230 V, 50 Hz, on/off switch with variable speed controller, double insulated on protection class II, protection class IP24, with integrated motor protection switch, 3 m connection cable		
	Material:	Pump tube	Stainless steel 1.4571	
		Impeller	ETFE	
	Type of impeller:	Rotor		
	Category 1 / 2 (acc. to ATEX)	no		
	Immersion tube diameter:	up to mm	28	
	Hose connection:	Nominal diameter mm	19	
		Outer thread	G 1	
	Flow rate ¹	up to l/min.	66	
	Delivery head	up to m wc	6.7	
	Temperature of medium:	up to °C	-15 up to +90	
	Viscosity	up to mPas	300	
	Density:	up to kg/dm ³	1.3	
	Weight (kg)	Motor + pump tube	2.9 - 3.5	
Length: 500 mm*	Order No.	0201-510		
Length: 700 mm*	Order No.	0201-511		
Length: 1000 mm*	Order No.	0201-512		
Length: 1200 mm*	Order No.	0201-519		
*The length complies approx. to dimension C in the dimension table. Special lengths, other voltages and frequencies on request.				

¹The maximum flow rate is a value determined by means of a test bench and measured with water at a medium temperature of approx. 20°C. The measurement is carried out at the pressure joint of the pump, without hose, nozzle or flow meter. The flow rate achievable in use is lower and depends on the individual application, the media properties and the configuration of the pump. The max. delivery head is also dependent on the pump design, motor and medium. Viscosity determined with oil.

Lutz B2 Vario

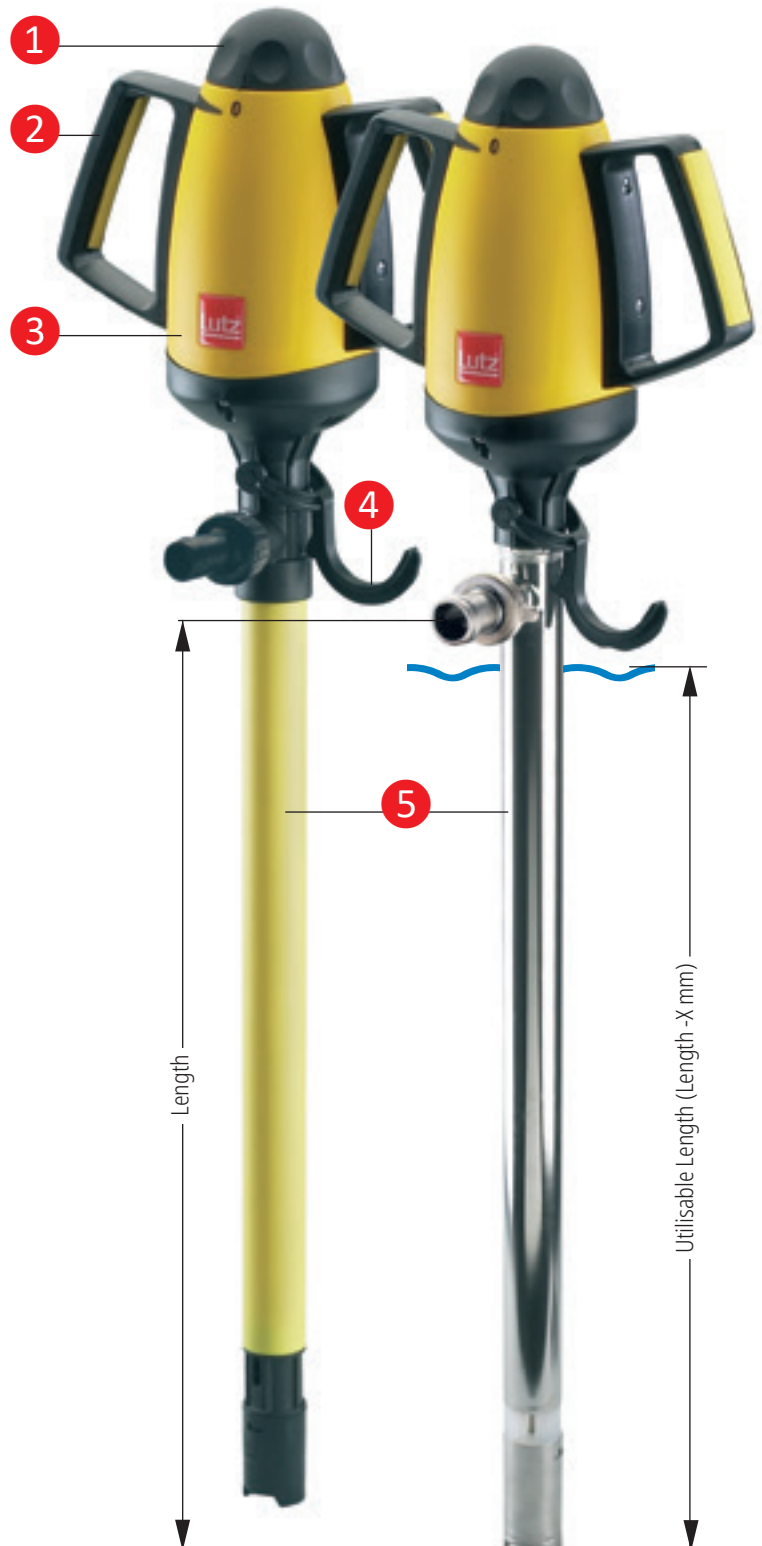
for the laboratory and research sector

Materials (coming into contact with the pumped medium):

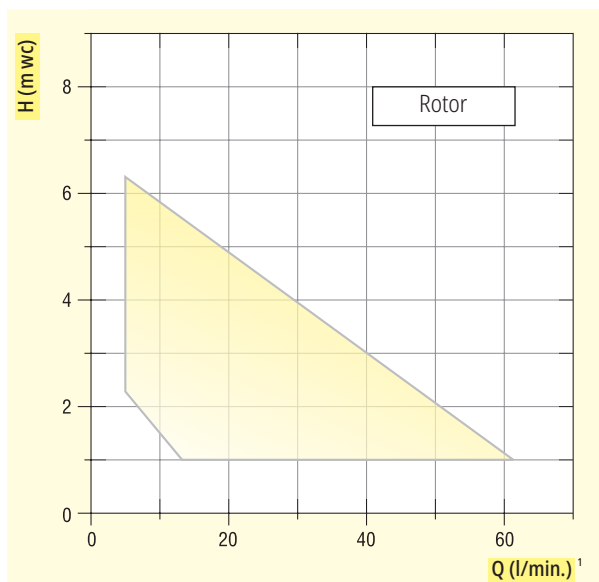
Version:	PP-SL	PVDF-SL	SS-SL
Housing:	PP/PVDF	PVDF	SS (1.4571)
Rotor:	PP	ETFE	ETFE
Seals:	none	none	none
Mechanical seals:	none	none	none
Bearing:	ETFE/PTFE	ETFE/PTFE	ETFE/PTFE
Drive shaft:	Hastelloy C	Hastelloy C	SS (1.4571)

- ① Infinitely variable speed controller for safe liquid transfer
- ② Easy and safe to operate by ergonomically designed handles
- ③ Powerful universal motor with improved service life
- ④ Hanger for professional storage of nozzle and cable
- ⑤ Modular designed sealless pump tube in polypropylene, polyvinylidene fluoride or stainless steel with improved complete drainage function

□
IP24
CE



X = pump tube PP/PVDF: -40 mm
pump tube Inox: -50 mm



Suitable range of accessories
see pages 73-75

¹The maximum flow rate is a value determined by means of a test bench and measured with water at a medium temperature of approx. 20°C. The measurement is carried out at the pressure joint of the pump, without hose, nozzle or flow meter. The flow rate achievable in use is lower and depends on the individual application, the media properties and the configuration of the pump. The max. delivery head is also dependent on the pump design, motor and medium. Viscosity determined with oil.

Lutz Drum and Container Pumps

Your individual pump selection

Safety first

The explosion proof models of Lutz drum pumps provide optimum protection when handling easily flammable, combustible material and when working in potentially explosive environments. The drum pumps are made of stainless steel (1.4571) and Hastelloy C. They comply with all the international standards and provisions as well as with the directives according to ATEX 2014/34/EU and IEC Ex.



The right solution for each and every liquid

We have the pump suited to any liquid to be pumped – without compromise. Acids and alkalis have no impact on polypropylene and PVDF drum pumps. Aluminium pumps ensure unrestricted flow of diesel and oil. Stainless steel is particularly suitable for corrosive and neutral liquids, it proves especially useful in the pharmaceuticals and food industry. Hastelloy C, which is extremely resistant, does not stop at highly aggressive acids or alkalis. Your choice is not restricted to the type of impeller. Lutz drum pumps are available as sealless versions and as well as versions with mechanical seals.

Lutz Drum and Container Pumps

in PURE Version



Lutz Drum and Container Pumps PURE version

- ✓ Physiologically safe type
- ✓ High surface quality
- ✓ Food-safe connections
- ✓ Not filled with lubricants, preventing product contamination
- ✓ Also for alcoholic food products, cosmetics and pharmaceuticals and flammable cleaning products

Pumps and flow meters in contact with food products are considered to be “food contact materials” and are thus subject to strict legal regulations. The new Lutz PURE series includes products which are in accordance with ATEX Directives as well as with FDA Regulation and European Regulation according to 1935/2004/EC.

You will find more information in our separate leaflet:
Certified solutions for the food, pharmaceutical and cosmetics Industry (Order-No. 0699-315)



Regulation (EC) 1935/2004

The “food safe” sign or “glass and fork” symbol stands for suitability for foodstuffs. This symbol denotes products which were tested to determine their physical and chemical composition and have been found to be safe for contact with food in accordance with the requirements of Regulation (EC) 1935/2004.



FDA Approval

The Food and Drug Administration in the USA certifies materials and substances and also defines limit values for extractable substances which must be complied with, as is the case with elastomers for aqueous or fatty food products (21 CFR 177.2600).



Atex Directive

Lutz pumps from the PURE series are also available in an explosion proof version in accordance with ATEX Directive 2014/34/EU. They are well-suited for pumping highly flammable media in food and beverage production, such as alcohols, essential oils and flavourings, as well as cleaning products and disinfectants used for cleaning purposes.

The frequently used universal solution

Pump tubes: PP /PVDF/ALU

Due to their carefully adapted material combinations, the modular Lutz pump tubes are suitable for almost all applications, in which thin-bodied and slightly viscous liquids need to be pumped. PP and PVDF are ideally suited for acids and alkalis, aluminium is particularly well suited for oil and cooling lubricants.

Excellent design: Almost anything is possible

Once again, the focus is on a broad range of applications-hence the modular design. The design of the pump tubes permits a sealless version of the pump tube as well as a version with mechanical seals. The sealless versions do not feature any seals that come into contact with the medium - not even O-ring seals. In the version with mechanical seals, the drive shaft is secured with one mechanical seal with two shaft seals behind it. Depending on your requirements, the impeller is optimised either with regard to the delivery rate or the pumping head.

We use our intelligence: Smart material selection

We select the materials with regard to the applications. PVDF offers the highest degree of chemical resistance. There are no grease fillings in the shaft tube, so there is no way that the fluid to be pumped can be contaminated. All the models are equipped with universally resistant PTFE slide bearings.

Logical decision: Service-friendly design

Maintenance without the need for special tools - that 's what we call service-friendly. The pump tubes boast a straightforward and coherent design. The motor can be disconnected quickly through the convenient hand wheel that is also used as a carrying handle.

How economical can you get?

A large number of standard components help save resources and keep inventory costs at bay.

Two-to-one for your success: one pump tube, two sealing systems

Everything well thought out

These models are convincing in their simple design of the connecting head, of the T-fitting and of the pump tube. They guarantee a high degree of resistance and minimum wear, and thus an extended service life.

High quality – for you!

The metal connecting head with an exceptionally corrosion-resistant coating enhances the heat dissipation of the bearing friction. The outer tube is extremely rigid due to thick walls. You can select either a stainless steel or Hastelloy C drive shaft.

Assembly and replacement made simple

Save time and money. The sealing modules of the pumps with mechanical seals (MS) and of the sealless pumps (SL) can be replaced rapidly and conveniently - should they be worn. It is possible at any time to convert a pump with mechanical seal to a sealless pump. No additional modifications are required. The robust pump foot (model rotor or impeller) is easy to detach.

Practically indestructible

The double high-quality PTFE shaft bearing guarantees a long service life of these pumps.



Untiring: Lutz Pump Tubes

Pump tubes: Stainless steel/Hastelloy C

Untiring: Pump tubes: Stainless steel/Hastelloy C

These "universal geniuses" don't take offence easily: robust Lutz pump tubes for a vast range of applications, even with extensive mechanical stress. Ideally suited for thin-bodied to slightly viscous liquids. The pump tubes stainless steel are suited for delivering neutral and aggressive, easily flammable and non-flammable liquids. HC is used especially for highly aggressive, easily flammable chemicals.

Tried and tested a thousand times in practice

In this case, a broad range of applications was the primary objective of the design engineers. The sealless version does not feature any seals that come into contact with the medium. In the version with mechanical seals, the drive shaft is secured with one mechanical seal with two shaft seals behind it.

The material is what matters

Stainless steel pump tubes feature an extremely resistant pure carbon bearing, Hastelloy C pump tubes feature an extremely resistant ceramic bearing. Another benefit: There are no grease fillings in the shaft tube, so there is no way the fluid to be pumped can be contaminated.

Stainless steel pump tubes in physiologically safe version (PU). All materials coming into contact with the pumped liquid are physiologically safe.



The pump tubes are mainly used in the food-, cosmetics- and pharmaceutical industry.

When does one have to use an explosion proof pump, when not?

Several factors play a role where safety is at stake. The liquid to be delivered, the circumstances of the delivery and the environment. Explosion protection measures are imperative for flammable liquids belonging to explosion group II (according to EN/IEC 60 079-0).

The hazard imposed by the gases increases from explosion group II A and II B to II C. Accordingly, the demands placed in the operating appliances used for these explosion groups also rises.

Of course, this is the reason why operating appliances, for example, which are approved for II C, are also usable for all other explosion groups.

Some examples:

- Group II A: e.g. acetone, gasoline, toluene
- Group II B: e.g. ethene, ethylene oxide, diethyl ether
- Group II C: e.g. acetylene, hydrogen, carbon disulfide

Caution!

A pump tube with an explosion proof motor must be used for easily flammable liquids. Refer to page 37



Pump Power: Range of Motors

Universal Motor: MI 4/MI 4-E



Double insulation in keeping with type of protection class II, splash water protected in keeping with IP24, double-pole ON/OFF switch and single-pole thermal overcurrent release. 5 m connection cable with plug. Not explosion proof.

Undemanding universal motor designed for industrial applications and suitable for pumping thin-bodied, slightly viscous, neutral, aggressive and non-flammable fluids. It demonstrates its power even when handling acids and alkalis.

- ✓ Light and convenient
- ✓ Powerful
- ✓ Good price/performance ratio
- ✓ Optionally available with speed controller

Everything under control: MI 4-E

The MI 4-E motor is additionally equipped with a speed controller. This ensures controlled filling and refilling of fluids at any time.

We recommend the use of the MA II 5-S motor for extremely aggressive environments. More information see below.



Type	Voltage V	Frequency Hz	Output W	Weight kg	Order No. (with low-voltage release)	Order No. (without low-voltages release)
MI-4-230	220-230	50	450-500	2.8	-	0030-000
MI-4-230 E	220-230	50	450-500	2.8	-	0030-001
MI-4-230	230	60	400	2.8	-	0030-015
MI-4-230 E	230	60	400	2.8	-	0030-016
MI-4-120	110-120	50-60	550-640	2.8	-	0030-003
MI-4-120 E	110-120	50-60	550-640	2.8	-	0030-006
MI-4-100 E	100	50-60	520-550	2.8	-	0030-008

Three-phase gear Motor B4/GT



Three-phase gear motor, 0.75 kW, 230/400 V, 50 Hz, energy efficiency class IE 3. With terminal box or attached motor protection switch with ON/OFF function.

A wide range of capabilities

The B4/GT motor is suitable for stationary applications with terminal box and external protection switch in the control cabinet and equally well as a mobile multi-talent – in this case with a protection switch attached.

- ✓ Especially smooth and quiet operation
- ✓ Special models available

Absolutely undemanding

The flange mounted single-stage gears are oil lubricated and extremely easy to maintain.

The B4/GT has a proven record of success in plant construction and as a drum pump drive. The perfect system for thin-bodied to slightly viscous liquids. These "undemanding" partners hardly ever show signs of wear. The ideal solution for long periods of operation.

CE IP54/IP55

Type	Voltage V	Frequency Hz	Output W	Weight kg	Order No. (cable terminal box)	Order No. (protection switch)
B4/GT	230-400	50	750	11.0	0004-050	0004-052

Universal Motor: MA II

Double-pole ON/OFF switch, splash water protected in keeping with IP54, single-pole thermal overcurrent release. 5 m connection cable with shock-proof plug. Not explosion proof

- ✓ Robust, rigid design
- ✓ Double insulation with protective conductor connection
- ✓ Integrated low voltage release (option)
- ✓ Optimised cooling air conduction
- ✓ Externally cooled
- ✓ Double wall housing
- ✓ Available in three power ratings

The convenient and powerful MA II universal motors are ideal for pumping thin-bodied to slightly viscous, aggressive and non-flammable fluids.

Double protection is even better

Robust and durable: The inner part of the double wall housing is made of aluminium, the outer part is made of special acid-proof plastic. Aggressive and corrosive vapours cannot intrude into the inner part of the motor. The air flow for cooling the motor is conducted between the two walls of the housing.

Safety and protection

A low voltage release prevents uncontrolled starting of the motor. There is double insulation between the live parts and the outer surface of the motor and the pump tube that can be touched.

Acid-proof version: The indestructible

The acid-proof motor version MA II 5-S is armed against all types of "aggression". The motors feature a metal housing with a special anti-acid coating, a plastic shell and additional sealing of the inner part of the motor.



Type	Voltage V	Frequency Hz	Output W	Weight kg	Order No. (with low-voltage release)	Order No. (without low-voltages release)
MA II 3	220-230	50	430-460	4.6	0060-008	0060-000
	100-120	50-60	430	4.6	0060-016	0060-044
MA II 5	220-230	50	540-575	5.4	0060-009	0060-001
	220-230	60	450-490	5.4	0060-043	0060-042
	100-120	50-60	510	5.4	0060-017	0060-045
	42	50	520	5.4	0060-014	0060-006
	24	=	400	5.4	0060-015	0060-007
MA II 5 S	220-230	50	540-575	5.4	-	0060-091
	100-120	50-60	510	5.4	-	0060-094
MA II 7	220-230	50	790-795	6.6	0060-010	0060-002
	100-120	50-60	700	6.6	0060-018	0060-046

Pump Power: Range of Motors

Lutz Compressed Air Motors MDxL Series



MD1xL
Ideal for stationary operation.



MD2xL
With convenient grIP as standard equipment.



Energy efficiency and reducing the operating costs is most important for the user of pumps. With the development of the new MDxL compressed air motors, Lutz has taken account of this requirement and set new standards. Compressed air is an expensive energy. The more important it is to achieve the highest possible efficiency.

With the oil-free, 1000 watts powerful air motor you can achieve **the same delivery capacity with 20% less connection pressure and 4% less air consumption** comparable to other products.

The motors have a very good start-up behaviour also with low pressure. **This saves energy and costs.**

During the development of the motors, the Lutz engineers succeeded in a significant increase of performance which enable the transferring of viscous liquid up to 100,000 mPas and thus the motors are almost universally applicable.

The motors can also be used to pump easy flammable liquids and comply with the Atex guidelines. The motor is infinitely varied and this allows a smooth and controlled filling.

Features/Benefits:

- ✓ High power and high efficiency due to optimization of the flow control
- ✓ Infinitely varied
- ✓ Modular construction
- ✓ Oil-free version available
- ✓ Easy handling
- ✓ Long lifetime
- ✓ Atex-certification
- ✓ Good start behaviour



Two motors for almost any requirement

- ✓ High performance class up to 1000 watts
- ✓ High viscosity up to 100,000 mPas
- ✓ Applicable oil-free

Type	Air pressure bar	Performance W	Weight kg	Order No.
MD1xL	6	1000	1.0	0004-725
MD2xL	6	1000	1.4	0004-735

When used in Ex environments, the maximum permissible operating pressure is limited to 5 bar.

Explosion proof Universal Motor: ME II

Explosion proof in compliance with II 2 G Ex db eb IIC T 5 or T6. Double-pole ON/OFF switch, splash water protected in keeping with IP54, double-pole thermal overcurrent release. 5 m connection cable with safety plug (not explosion proof), optionally available with explosion proof plug.

- ✓ Explosion proof in compliance with ATEX and IEC Ex
- ✓ Low voltage release by default
- ✓ Optionally available without low voltage release
- ✓ Double isolation with protective conductor connection
- ✓ Optimised cooling air conduction
- ✓ Externally cooled
- ✓ Double wall housing
- ✓ Available in four power ratings

These motors are not taken back easily. The ME II explosion proof universal motor is the answer for pumping a large variety of thin-bodied, easily flammable and combustible liquids.

Double walls provide optimum protection

The inner part of the double wall housing is made of aluminium, the outer part is made of special acidproof, non-conducting plastic. This prevents aggressive and corrosive vapours from intruding into the inner part of the motor. The air flow for cooling the motor is conducted between the two walls of the housing.

Tested quality and safety

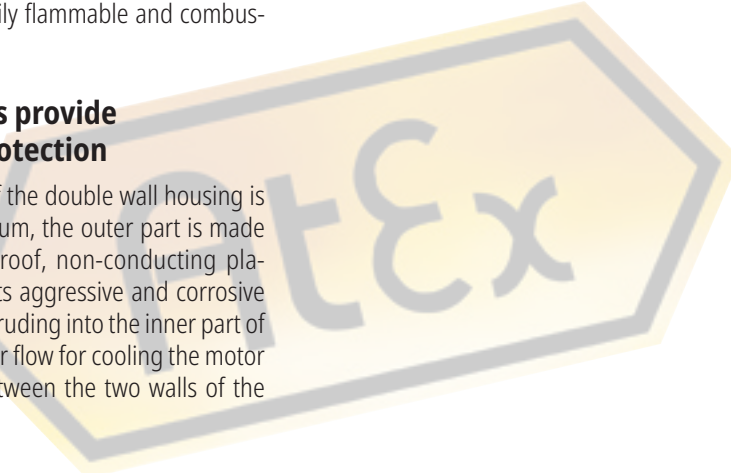
Complies with the European Standards EN/IEC 60 079-0, EN/IEC 60 079-1 and EN/IEC 60 079-7, explosion proof in compliance with II 2 G Ex db eb IIC T5 or T6 and built and approved in keeping with the explosion protection ATEX Directive 2014/34/EU and IEC Ex.

Who is afraid of voltages?

A low voltage release prevents uncontrolled starting of the motor. All the motors of the ME II series feature a protective conductor connection. There is double insulation between the live parts and the outer surface of the motor that can be touched as well as between the live parts and the pump tube. This guarantees protection against spark discharge during potential equalisation, specially in explosive areas.



CE Ex IP54



Type	Voltage V	Frequency Hz	Output W	Weight kg	Order No. (with low-voltage release)	Order No. (without low-voltage release)
ME II 3	220-230	50	430-460	5.5	0050-000	0050-016
	100-120	50	380-440	5.5	0050-003	-
	110-120	60	400-460	5.5	0050-006	0050-009
ME II 5	220-230	50	540-580	6.3	0050-001	0050-017
	220-230	60	475-515	6.3	0050-034	0050-035
	24	=	400	6.3	0050-013	0050-015
ME II 7	220-230	50	750-795	7.5	0050-002	0050-018
ME II 8	220-230	50	880-930	8.0	0050-042	0050-041

Lutz Drum and Container Pumps

Pump tube PP (polypropylene) for corrosive and neutral liquids

Product detail	Pump tube	PP-SL	PP-MS					
	Type of impeller:	Impeller	Rotor	Impeller	Rotor			
	Category 1 / 2 (acc. to ATEX)	no	no	no	no			
	Immersion tube diameter:	up to mm	41	41	41	41		
	Temperature of medium:	up to °C	50	50	50	50		
	Material:	Pump tube	PP	PP	PP	PP		
		Impeller/Rotor	PP	PP	PP	PP		
	Hose connection:	Nominal diameter mm	19-32	19-32	19-32	19-32		
		Outer thread	G 1 1/4	G 1 1/4	G 1 1/4	G 1 1/4		
	Length: 700 mm* shaft SS	Order No.	0110-304	0110-300	0103-504	0103-500		
	Length: 1000 mm* shaft SS	Order No.	0110-305	0110-301	0103-505	0103-501		
	Length: 1200 mm* shaft SS	Order No.	0110-306	0110-302	0103-506	0103-502		
	Length: 700 mm* shaft HC	Order No.	0110-204	0110-200	0103-404	0103-400		
	Length: 1000 mm* shaft HC	Order No.	0110-205	0110-201	0103-405	0103-401		
	Length: 1200 mm* shaft HC	Order No.	0110-206	0110-202	0103-406	0103-402		
	Length: 1400 mm* shaft HC	Order No.	0110-208	0110-213	-	-		
Length: 1500 mm* shaft HC	Order No.	0110-209	0110-214	-	-			
Length: 1600 mm* shaft HC	Order No.	0110-210	0110-215	-	-			
Length: 1700 mm* shaft HC	Order No.	0110-211	0110-216	-	-			
Length: 2000 mm* shaft HC	Order No.	0110-212	0110-217	-	-			
*The length complies approx. to dimension C in the dimension table. Special lengths 200–2500 mm on request								
Choice of motors		Operating data						
	MI 4	MI 4-E	Characteristic curve no.	101	100	101	100	
	-	with speed controller	Flow rate ¹ up to l/min.	87	160	87	160	
	Output: 500 W	500 W	Delivery head up to m wc	19	8.5	19	8.5	
	Voltage: 230 V	230 V	Viscosity up to mPas	500	150	500	150	
	Order No. 0030-000	0030-001	Density: up to kg/dm ³	1.4	1.1	1.4	1.1	
		Weight (kg) Motor + pump tube	3.9	3.9	3.9	3.9		
	MA II 3		Characteristic curve no.	103	102	103	102	
	Output: 460 W	460 W	Flow rate ¹ up to l/min.	78	155	78	155	
	Voltage: 230 V	230 V	Delivery head up to m wc	16	7.5	16	7.5	
	LVR.: no	yes	Viscosity up to mPas	500	150	500	150	
	Order No. 0060-000	0060-008	Density: up to kg/dm ³	1.6	1.2	1.6	1.2	
			Weight (kg) Motor + pump tube	5.7	5.7	5.7	5.7	
	MA II 5	MA II 5	MA II 5 S	Characteristic curve no.	105	104	105	104
	Output: 575 W	575 W	575 W	Flow rate ¹ up to l/min.	83	160	83	160
	Voltage: 230 V	230 V	230 V	Delivery head up to m wc	18	9	18	9
	LVR.: no	yes	no	Viscosity up to mPas	800	350	800	350
		acid proof	Density: up to kg/dm ³	1.8	1.3	1.8	1.3	
Order No. 0060-001	0060-009	0060-091	Weight (kg) Motor + pump tube	6.5	6.5	6.5	6.5	
Low-voltage release (LVR.): Prevents the pump from starting up again without warning after a power failure. It is recommended when pumping hazardous liquids.	MA II 7		Characteristic curve no.	107	106	107	106	
	Output: 795 W	795 W	Flow rate ¹ up to l/min.	95	170	95	170	
	Voltage: 230 V	230 V	Delivery head up to m wc	25	12	25	12	
	LVR.: no	yes	Viscosity up to mPas	800	350	800	350	
	Order No. 0060-002	0060-010		Density: up to kg/dm ³	1.9	1.4	1.9	1.4
		Weight (kg) Motor + pump tube	7.7	7.7	7.7	7.7		
	MD1xL	MD2xL	Characteristic curve no.	109	108	109	108	
	Output: 1000 W	1000 W	Flow rate ¹ up to l/min.	116	216	116	216	
	Operating pressure: 6 bar	6 bar	Delivery head up to m wc	36	16	36	16	
		infinitely varied	Viscosity up to mPas	1000	1000	1000	1000	
	Order No. 0004-725	0004-735		Density: up to kg/dm ³	2.8	2.8	2.8	2.8
		Weight (kg) Motor + pump tube	2.5	2.5	2.5	2.5		

¹The maximum flow rate is a value determined by means of a test bench and measured with water at a medium temperature of approx. 20°C. The measurement is carried out at the pressure joint of the pump, without hose, nozzle or flow meter. The flow rate achievable in use is lower and depends on the individual application, the media properties and the configuration of the pump. The max. delivery head is also dependent on the pump design, motor and medium. Viscosity determined with oil.

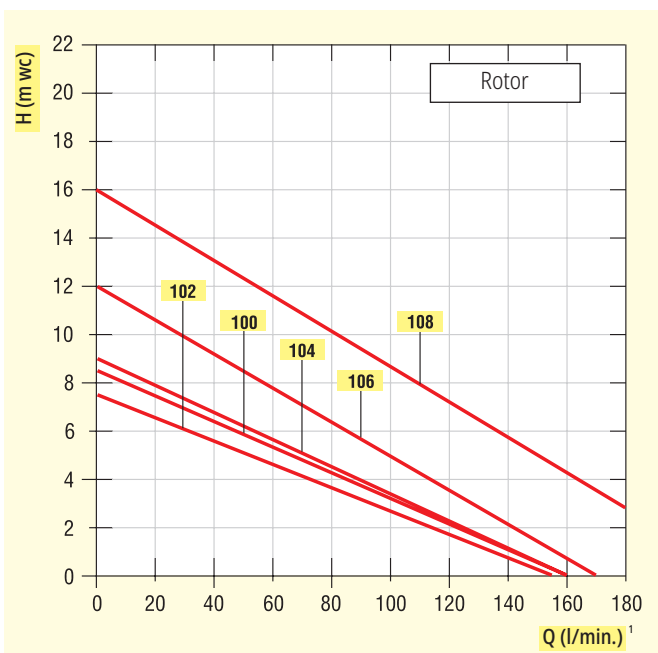
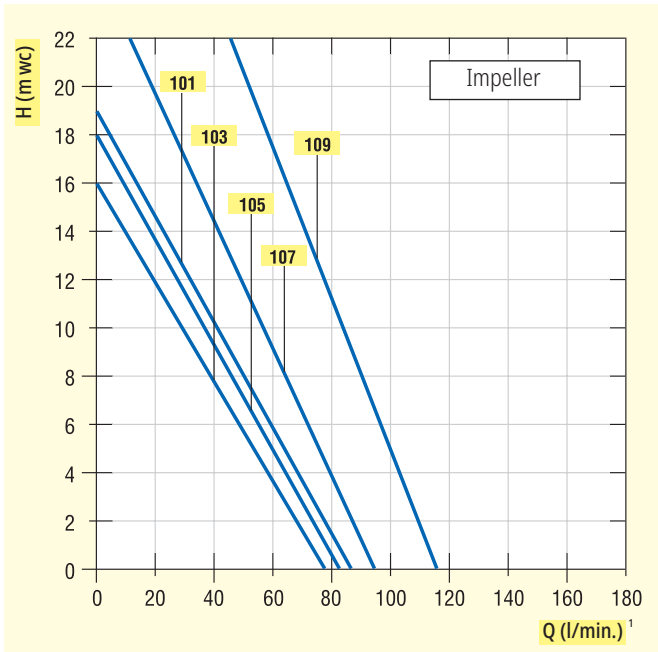
Special voltages and frequencies on request.

Pump Tube PP (polypropylene)

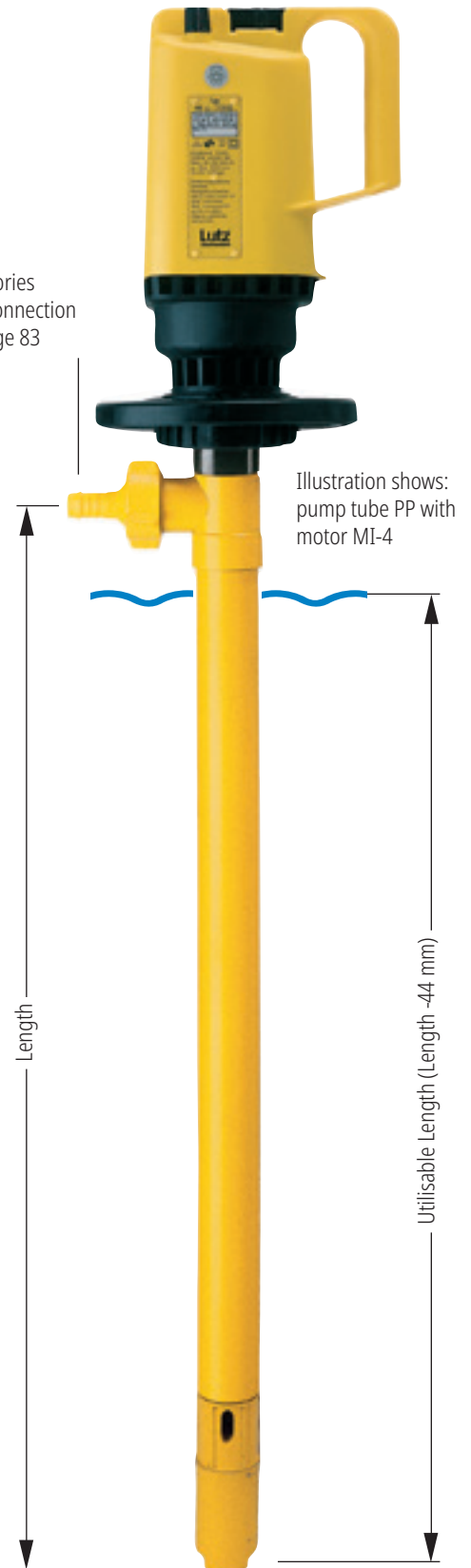
for corrosive and neutral liquids

Materials (coming into contact with the pumped medium):

Version:	SL	MS
Housing:	PP/PVDF	PP/PVDF
Impeller/Rotor:	PP	PP
Seals:	none	FPM
Mechanical seals:	none	Carbon, SiC, FPM, HC-4 (2.4610)
Bearing:	ETFE/PTFE	ETFE/PTFE
Drive shaft:	Stainless steel (1.4571) or HC-4 (2.4610)	Stainless steel (1.4571) or HC-4 (2.4610)



Accessories
hose connection
see page 83



Suitable range of accessories
see pages 80-96



With selected accessories (see page 96) the pump tube also can be used for pumping cold-pressed rapeseed- and vegetable oils.

¹The maximum flow rate is a value determined by means of a test bench and measured with water at a medium temperature of approx. 20°C. The measurement is carried out at the pressure joint of the pump, without hose, nozzle or flow meter. The flow rate achievable in use is lower and depends on the individual application, the media properties and the configuration of the pump. The max. delivery head is also dependent on the pump design, motor and medium. Viscosity determined with oil.

Lutz Drum and Container Pumps

Pump tube PVDF (polyvinylidene fluoride) for highly corrosive chemicals and neutral liquids

Product detail	Pump tube	PVDF-SL		PVDF-MS				
	Type of impeller:		Impeller	Rotor	Impeller	Rotor		
	Category 1 / 2 (acc. to ATEX)		no	no	no	no		
	Immersion tube diameter:	up to mm	41	41	41	41		
	Temperature of medium:	up to °C	100	100	100	100		
	Material:	Pump tube Impeller/Rotor	PVDF ETFE	PVDF ETFE	PVDF ETFE	PVDF ETFE		
	Hose connection:	Nominal diameter mm Outer thread	19-32 G 1 1/4	19-32 G 1 1/4	19-32 G 1 1/4	19-32 G 1 1/4		
	Length: 700 mm*	Order No.	0122-204	0122-200	0123-404	0123-400		
Length: 1000 mm*	Order No.	0122-205	0122-201	0123-405	0123-401			
Length: 1200 mm*	Order No.	0122-206	0122-202	0123-406	0123-402			
*The length complies approx. to dimension C in the dimension table. Special lengths 200–2500 mm on request								
Choice of motors		Operating data						
	MI 4	MI 4-E	Characteristic curve no.	201	200	201	200	
	-	with speed controller	Flow rate ¹ up to l/min.	87	160	87	160	
	Output: 500 W	500 W	Delivery head up to m wc	19	8.5	19	8.5	
	Voltage: 230 V	230 V	Viscosity up to mPas	500	150	500	150	
Order No.	0030-000	0030-001	Density: up to kg/dm ³	1.4	1.1	1.4	1.1	
			Weight (kg) Motor + pump tube	4.5	4.5	4.5	4.5	
	MA II 3		Characteristic curve no.	203	202	203	202	
	Output: 460 W	460 W	Flow rate ¹ up to l/min.	78	155	78	155	
	Voltage: 230 V	230 V	Delivery head up to m wc	16	7.5	16	7.5	
	LVR.: no	yes	Viscosity up to mPas	500	150	500	150	
Order No.	0060-000	0060-008	Density: up to kg/dm ³	1.6	1.2	1.6	1.2	
			Weight (kg) Motor + pump tube	6.3	6.3	6.3	6.3	
	MA II 5	MA II 5	MA II 5 S	Characteristic curve no.	205	204	205	205
	Output: 575 W	575 W	575 W	Flow rate ¹ up to l/min.	83	160	83	160
	Voltage: 230 V	230 V	230 V	Delivery head up to m wc	18	9	18	9
	LVR.: no	yes	no	Viscosity up to mPas	800	350	800	350
Order No.	0060-001	0060-009	0060-091	Density: up to kg/dm ³	1.8	1.3	1.8	1.3
				Weight (kg) Motor + pump tube	7.1	7.1	7.1	7.1
	MA II 7			Characteristic curve no.	207	206	207	206
	Output: 795 W	795 W		Flow rate ¹ up to l/min.	95	170	95	170
	Voltage: 230 V	230 V		Delivery head up to m wc	25	12	25	12
	LVR.: no	yes		Viscosity up to mPas	800	350	800	350
Order No.	0060-002	0060-010		Density: up to kg/dm ³	1.9	1.4	1.9	1.4
				Weight (kg) Motor + pump tube	8.3	8.3	8.3	8.3
	MD1xL	MD2xL		Characteristic curve no.	209	208	209	208
	Output: 1000 W	1000 W		Flow rate ¹ up to l/min.	116	216	116	216
	Operating pressure: 6 bar	6 bar		Delivery head up to m wc	36	16	36	16
		infinitely varied		Viscosity up to mPas	1000	1000	1000	1000
Order No.	0004-725	0004-735		Density: up to kg/dm ³	2.8	2.8	2.8	2.8
				Weight (kg) Motor + pump tube	3.1	3.1	3.1	3.1
	B4/GT			Characteristic curve no.	211	210	211	210
	Output: 750 W	750 W		Flow rate ¹ up to l/min.	75	140	75	140
	Voltage: 230/400 V	230/400 V		Delivery head up to m wc	10	8.5	10	8.5
	Protection switch: no	yes		Viscosity up to mPas	400	400	400	400
Order No.	0004-050	0004-052		Density: up to kg/dm ³	2.2	2.0	2.2	2.0
				Weight (kg) Motor + pump tube	12.5	12.5	12.5	12.5

Low-voltage release (LVR.): Prevents the pump from starting up again without warning after a power failure. It is recommended when pumping hazardous liquids.

¹The maximum flow rate is a value determined by means of a test bench and measured with water at a medium temperature of approx. 20°C. The measurement is carried out at the pressure joint of the pump, without hose, nozzle or flow meter. The flow rate achievable in use is lower and depends on the individual application, the media properties and the configuration of the pump. The max. delivery head is also dependent on the pump design, motor and medium. Viscosity determined with oil.

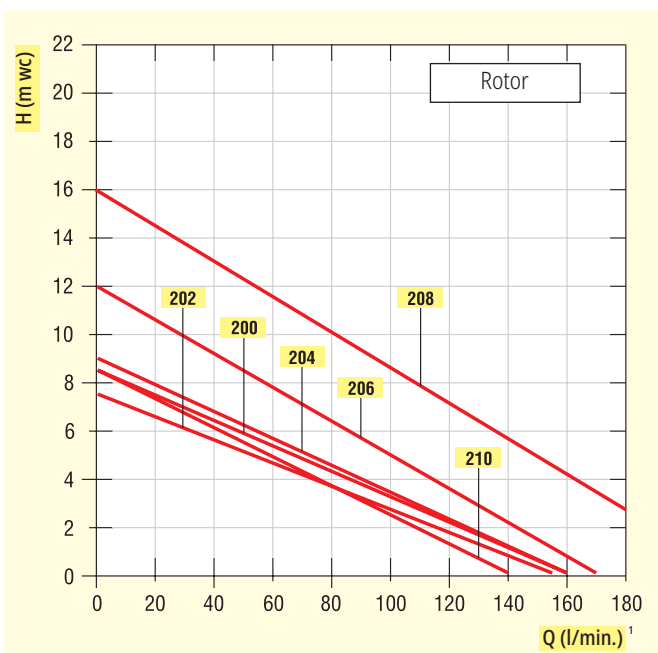
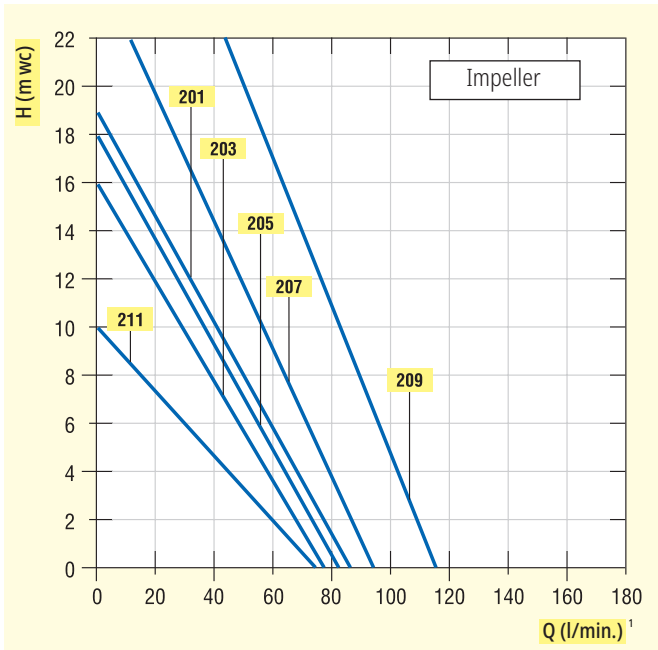
Special voltages and frequencies on request.

Pump Tube PVDF (polyvinylidene fluoride)


for highly corrosive chemicals and neutral liquids

Materials (coming into contact with the pumped medium):

Version:	SL	MS
Housing:	PVDF	PVDF
Impeller/Rotor:	ETFE	ETFE
Seals:	none	FPM
Mechanical seals:	none	Carbon/SiC, FPM, HC-4 (2.4610)
Bearing:	ETFE/PTFE	ETFE/PTFE
Drive shaft:	HC-4 (2.4610)	HC-4 (2.4610)



Accessories
hose connection
see page 83



Suitable range of accessories
see pages 80-96

¹The maximum flow rate is a value determined by means of a test bench and measured with water at a medium temperature of approx. 20°C. The measurement is carried out at the pressure joint of the pump, without hose, nozzle or flow meter. The flow rate achievable in use is lower and depends on the individual application, the media properties and the configuration of the pump. The max. delivery head is also dependent on the pump design, motor and medium. Viscosity determined with oil.

Lutz Drum and Container Pumps

Pump tube Alu (aluminium) for neutral, non flammable liquids

Product detail	Pump tube	Alu-SL		Alu-MS				
	Type of impeller:		Impeller	Rotor	Impeller	Rotor		
	Category 1 / 2 (acc. to ATEX)		no	no	no	no		
	Immersion tube diameter:	up to mm	41	41	41	41		
	Temperature of medium:	up to °C	100	100	100	100		
	Material:	Pump tube Impeller/Rotor	Alu ETFE	Alu ETFE	Alu ETFE	Alu ETFE		
	Hose connection:	Nominal diameter mm Outer thread	19-32 G 1 1/4	19-32 G 1 1/4	19-32 G 1 1/4	19-32 G 1 1/4		
	Length: 700 mm*	Order No.	0132-304	0132-300	0133-504	0133-500		
	Length: 1000 mm*	Order No.	0132-305	0132-301	0133-505	0133-501		
	Length: 1200 mm*	Order No.	0132-306	0132-302	0133-506	0133-502		
	Length: 1500 mm*	Order No.	0132-309	-	-	-		
*The length complies approx. to dimension C in the dimension table. Special lengths 200–2500 mm on request								
Choice of motors		Operating data						
	MI 4	MI 4-E	Characteristic curve no.	301	300	301	300	
	-	with speed controller	Flow rate ¹ up to l/min.	87	160	87	160	
	Output: 500 W	500 W	Delivery head up to m wc	19	8.5	19	8.5	
	Voltage: 230 V	230 V	Viscosity up to mPas	500	150	500	150	
	Order No. 0030-000	0030-001	Density: up to kg/dm ³	1.4	1.1	1.4	1.1	
		Weight (kg) Motor + pump tube	4.3	4.3	4.3	4.3		
	MA II 3		Characteristic curve no.	303	302	303	302	
	Output: 460 W	460 W	Flow rate ¹ up to l/min.	78	155	78	155	
	Voltage: 230 V	230 V	Delivery head up to m wc	16	7.5	16	7.5	
	LVR.: no	yes	Viscosity up to mPas	500	150	500	150	
	Order No. 0060-000	0060-008	Density: up to kg/dm ³	1.6	1.2	1.6	1.2	
			Weight (kg) Motor + pump tube	6.1	6.1	6.1	6.1	
	MA II 5	MA II 5	MA II 5 S	Characteristic curve no.	305	304	305	304
	Output: 575 W	575 W	575 W	Flow rate ¹ up to l/min.	83	160	83	160
	Voltage: 230 V	230 V	230 V	Delivery head up to m wc	18	9	18	9
	LVR.: no	yes	no acid proof	Viscosity up to mPas	800	350	800	350
Order No. 0060-001	0060-009	0060-091	Density: up to kg/dm ³	1.8	1.3	1.8	1.3	
			Weight (kg) Motor + pump tube	6.9	6.9	6.9	6.9	
	MA II 7		Characteristic curve no.	307	306	307	306	
	Output: 795 W	795 W	Flow rate ¹ up to l/min.	95	170	95	170	
	Voltage: 230 V	230 V	Delivery head up to m wc	25	12	25	12	
	LVR.: no	yes	Viscosity up to mPas	800	350	800	350	
	Order No. 0060-002	0060-010	Density: up to kg/dm ³	1.9	1.4	1.9	1.4	
		Weight (kg) Motor + pump tube	8.1	8.1	8.1	8.1		
	MD1xL	MD2xL	Characteristic curve no.	309	308	309	308	
	Output: 1000 W	1000 W	Flow rate ¹ up to l/min.	116	216	116	216	
	Operating pressure: 6 bar	6 bar	Delivery head up to m wc	36	16	36	16	
		infinitely varied	Viscosity up to mPas	1000	1000	1000	1000	
	Order No. 0004-725	0004-735	Density: up to kg/dm ³	2.8	2.8	2.8	2.8	
		Weight (kg) Motor + pump tube	2.9	2.9	2.9	2.9		
	B4/GT		Characteristic curve no.	311	310	311	310	
	Output: 750 W	750 W	Flow rate ¹ up to l/min.	75	140	75	140	
	Voltage: 230/400 V	230/400 V	Delivery head up to m wc	10	8.5	10	8.5	
	Protection switch: no	yes	Viscosity up to mPas	400	400	400	400	
	Order No. 0004-050	0004-052	Density: up to kg/dm ³	2.2	2.0	2.2	2.0	
		Weight (kg) Motor + pump tube	12.3	12.3	12.3	12.3		

Low-voltage release (LVR): Prevents the pump from starting up again without warning after a power failure. It is recommended when pumping hazardous liquids.

¹The maximum flow rate is a value determined by means of a test bench and measured with water at a medium temperature of approx. 20°C. The measurement is carried out at the pressure joint of the pump, without hose, nozzle or flow meter. The flow rate achievable in use is lower and depends on the individual application, the media properties and the configuration of the pump. The max. delivery head is also dependent on the pump design, motor and medium. Viscosity determined with oil.

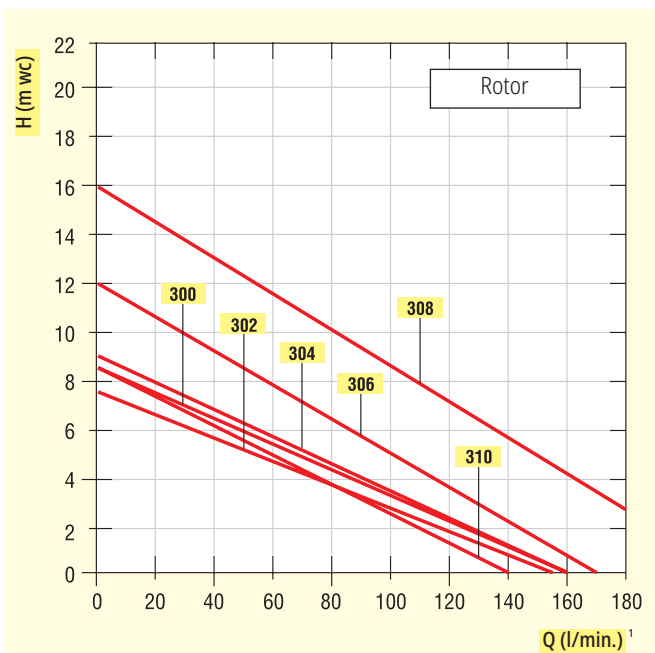
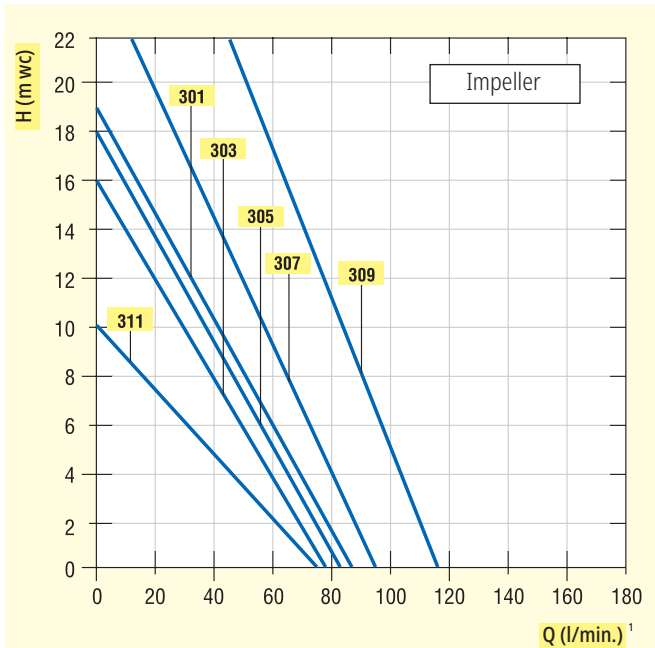
Special voltages and frequencies on request.

Pump Tube Alu (aluminium)


for neutral, non flammable liquids

Materials (coming into contact with the pumped medium):

Version:	SL	MS
Housing:	Alu, PVDF	Alu, PVDF
Impeller/Rotor:	ETFE	PP ETFE
Seals:	none	FPM
Mechanical seals:	none	Carbon, SiC, FPM, HC, HC-4 (2.4610)
Bearing:	ETFE	ETFE
Drive shaft:	Stainless steel (1.4571)	Stainless steel (1.4571)



Accessories
hose connection
see page 83



Suitable range of accessories
see pages 80-96



With selected accessories (see page 96) the pump tube also can be used for pumping diesel - and biodiesel.

¹The maximum flow rate is a value determined by means of a test bench and measured with water at a medium temperature of approx. 20°C. The measurement is carried out at the pressure joint of the pump, without hose, nozzle or flow meter. The flow rate achievable in use is lower and depends on the individual application, the media properties and the configuration of the pump. The max. delivery head is also dependent on the pump design, motor and medium. Viscosity determined with oil.

Lutz Drum and Container Pumps

Pump tube SS (stainless steel) for corrosive and neutral liquids

Product detail	Pump tube	SS-SL	SS-MS					
	Type of impeller:	Impeller	Rotor	Impeller	Rotor			
	Category 1 / 2 (acc. to ATEX)	yes	yes	yes	yes			
	Immersion tube diameter:	up to mm	41	41	41	41		
	Temperature of medium:	up to °C	100	100	100	100		
	Material:	Pump tube Impeller/Rotor	1.4571 ETFE	1.4571 ETFE	1.4571 ETFE	1.4571 ETFE		
	Hose connection:	Nominal diameter mm Outer thread	19-32 G 1 1/4	19-32 G 1 1/4	19-32 G 1 1/4	19-32 G 1 1/4		
	Length: 700 mm*	Order No.	0150-003	0150-000	0151-003	0151-000		
	Length: 1000 mm*	Order No.	0150-004	0150-001	0151-004	0151-001		
	Length: 1200 mm*	Order No.	0150-005	0150-002	0151-005	0151-002		
	Length: 1400 mm*	Order No.	0150-108	0150-113	-	-		
	Length: 1500 mm*	Order No.	0150-109	0150-114	-	-		
	Length: 1600 mm*	Order No.	0150-110	0150-115	-	-		
Length: 1700 mm*	Order No.	0150-111	0150-116	-	-			
Length: 2000 mm*	Order No.	0150-112	0150-117	-	-			
*The length complies approx. to dimension C in the dimension table. Special lengths 200–2500 mm on request								
Choice of motors		Operating data						
	MI 4	MI 4-E	Characteristic curve no.	401	400	401	400	
	-	with speed controller	Flow rate ¹ up to l/min.	117	210	117	210	
	Output: 500 W	500 W	Delivery head up to m wc	19	10	19	10	
	Voltage: 230 V	230 V	Viscosity up to mPas	500	350	500	350	
	Order No. 0030-000	0030-001	Density: up to kg/dm ³	1.4	1.1	1.4	1.1	
		Weight (kg) Motor + pump tube	5.7	5.7	5.7	5.7		
	MA II 3		Characteristic curve no.	403	402	403	402	
	Output: 460 W	460 W	Flow rate ¹ up to l/min.	95	178	95	178	
	Voltage: 230 V	230 V	Delivery head up to m wc	14	9	14	9	
	LVR.: no	yes	Viscosity up to mPas	350	200	350	200	
	Order No. 0060-000	0060-008	Density: up to kg/dm ³	1.6	1.2	1.6	1.2	
			Weight (kg) Motor + pump tube	7.5	7.5	7.5	7.5	
	MA II 5	MA II 5	MA II 5 S	Characteristic curve no.	405	404	405	404
	Output: 575 W	575 W	575 W	Flow rate ¹ up to l/min.	100	190	100	190
	Voltage: 230 V	230 V	230 V	Delivery head up to m wc	16	10	16	10
	LVR.: no	yes	no	Viscosity up to mPas	700	550	700	550
Order No. 0060-001	0060-009	0060-091	Density: up to kg/dm ³	1.8	1.3	1.8	1.3	
			Weight (kg) Motor + pump tube	8.3	8.3	8.3	8.3	
	MA II 7		Characteristic curve no.	407	406	407	406	
	Output: 795 W	795 W	Flow rate ¹ up to l/min.	115	210	115	210	
	Voltage: 230 V	230 V	Delivery head up to m wc	20	13	20	13	
	LVR.: no	yes	Viscosity up to mPas	500	400	500	400	
	Order No. 0060-002	0060-010	Density: up to kg/dm ³	1.9	1.4	1.9	1.4	
		Weight (kg) Motor + pump tube	9.5	9.5	9.5	9.5		
	MD1xL	MD2xL	Characteristic curve no.	409	408	409	408	
	Output: 1000 W	1000 W	Flow rate ¹ up to l/min.	124	276	124	276	
	Operating pressure: 6 bar	6 bar	Delivery head up to m wc	35	20	35	20	
		infinitely varied	Viscosity up to mPas	1000	1000	1000	1000	
	Order No. 0004-725	0004-735	Density: up to kg/dm ³	2.8	2.8	2.8	2.8	
		Weight (kg) Motor + pump tube	4.3	4.3	4.3	4.3		
	B4/GT		Characteristic curve no.	411	410	411	410	
	Output: 750 W	750 W	Flow rate ¹ up to l/min.	100	180	100	180	
	Voltage: 230/400 V	230/400 V	Delivery head up to m wc	12	13	12	13	
	Protection switch: no	yes	Viscosity up to mPas	500	400	500	400	
	Order No. 0004-050	0004-052	Density: up to kg/dm ³	2.2	2.0	2.2	2.0	
		Weight (kg) Motor + pump tube	14.7	14.7	14.7	14.7		

Low-voltage release (LVR): Prevents the pump from starting up again without warning after a power failure. It is recommended when pumping hazardous liquids.

¹The maximum flow rate is a value determined by means of a test bench and measured with water at a medium temperature of approx. 20°C. The measurement is carried out at the pressure joint of the pump, without hose, nozzle or flow meter. The flow rate achievable in use is lower and depends on the individual application, the media properties and the configuration of the pump. The max. delivery head is also dependent on the pump design, motor and medium. Viscosity determined with oil.

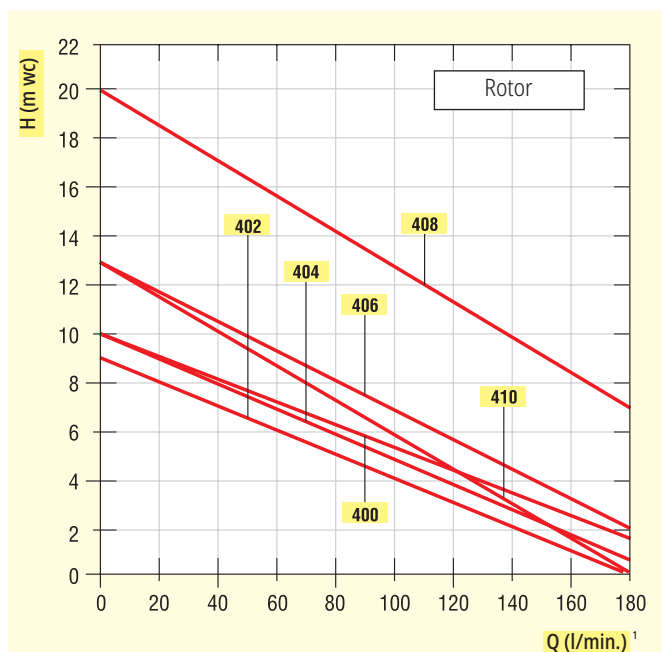
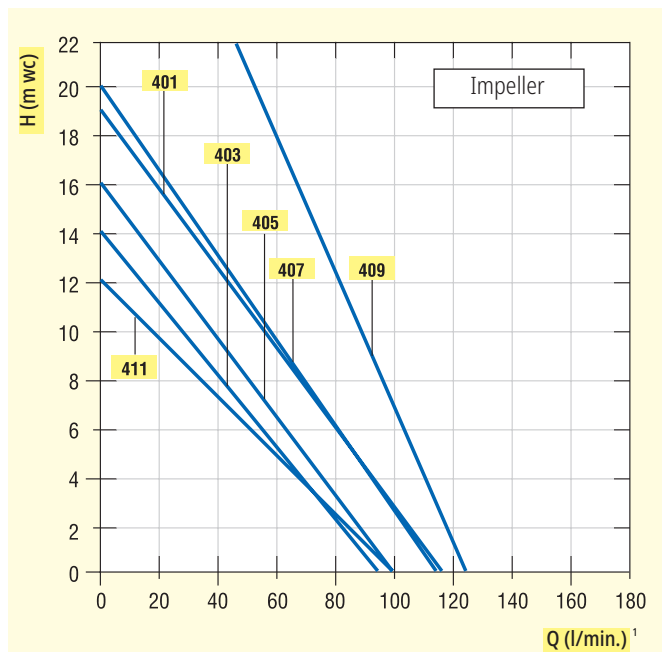
Special voltages and frequencies on request.

Pump Tube SS (stainless steel)

for corrosive and neutral liquids

Materials (coming into contact with the pumped medium):

Version:	SL	MS	SL PURE	MS PURE
Housing:	SS (1.4571)	SS (1.4571)	SS (1.4571)	SS (1.4571)
Impeller/Rotor:	ETFE	ETFE	PP	ETFE
Seals:	none	FPM	none	EPDM, FPM
Mechanical seal:	none	Carbon, Ceramic, FPM, Stainless steel	none	Carbon, Ceramic, FPM, EPDM, Stainless steel
Bearing:	Pure Carbon	Pure Carbon	Pure Carbon	Pure Carbon
Drive shaft:	SS (1.4571)	SS (1.4571)	SS (1.4571)	SS (1.4571)



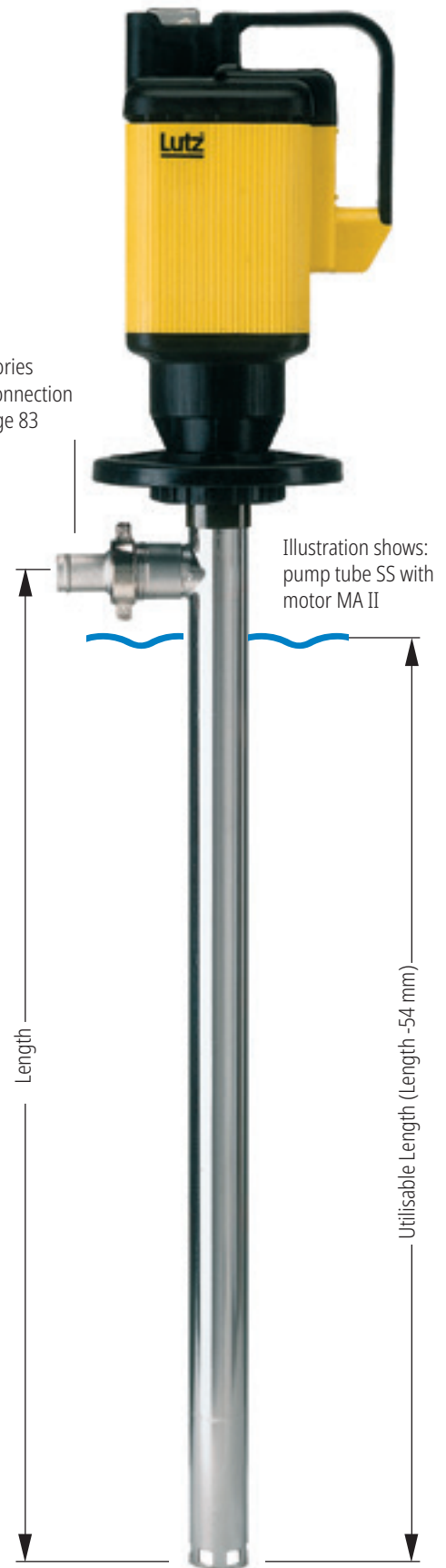
With selected accessories (see page 96) the pump tube also can be used for pumping rapeseed oil, vegetable oils, diesel - and biodiesel.



Pump tube also available in PURE version with Tri-Clamp connection. You will find more information in our leaflet: Certified solutions for the food, pharmaceutical and cosmetics Industry (Order-No. 0699-315)

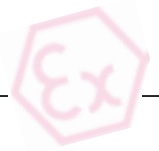
¹ The maximum flow rate is a value determined by means of a test bench and measured with water at a medium temperature of approx. 20°C. The measurement is carried out at the pressure joint of the pump, without hose, nozzle or flow meter. The flow rate achievable in use is lower and depends on the individual application, the media properties and the configuration of the pump. The max. delivery head is also dependent on the pump design, motor and medium. Viscosity determined with oil.

Accessories
hose connection
see page 83




Suitable range of accessories
see pages 80-96

Lutz Drum and Container Pumps






Pump tube SS (stainless steel) for highly flammable liquids

Product detail	Pump tube	SS-SL		SS-MS		
	Type of impeller:	Impeller	Rotor	Impeller	Rotor	
	Category 1 / 2 (acc. to ATEX)	yes	yes	yes	yes	
	Immersion tube diameter:	up to mm	41	41	41	41
	Temperature of medium:	up to °C	100	100	100	100
	Material:	Pump tube	1.4571	1.4571	1.4571	1.4571
		Impeller/Rotor	ETFE	ETFE	ETFE	ETFE
	Hose connection:	Nominal diameter mm	19-32	19-32	19-32	19-32
		Outer thread	G 1 1/4	G 1 1/4	G 1 1/4	G 1 1/4
	Length: 700 mm*	Order No.	0150-003	0150-000	0151-003	0151-000
	Length: 1000 mm*	Order No.	0150-004	0150-001	0151-004	0151-001
	Length: 1200 mm*	Order No.	0150-005	0150-002	0151-005	0151-002
	Length: 1400 mm*	Order No.	0150-108	0150-113	-	-
	Length: 1500 mm*	Order No.	0150-109	0150-114	-	-
Length: 1600 mm*	Order No.	0150-110	0150-115	-	-	
Length: 1700 mm*	Order No.	0150-111	0150-116	-	-	
Length: 2000 mm*	Order No.	0150-112	0150-117	-	-	

*The length complies approx. to dimension C in the dimension table. Special lengths 200–2500 mm on request

Choice of motors Operating data

	ME II 3		Characteristic curve no.	453	452	453	452
	Output:	460 W 460 W	Flow rate ¹ up to l/min.	95	178	95	178
	Voltage:	230 V 230 V	Delivery head up to m wc	14	9	14	9
	LVR.:	yes no	Viscosity up to mPas	350	200	350	200
			Density: up to kg/dm ³	1.6	1.2	1.6	1.2
	Order No.	0050-000 0050-016	Weight (kg) Motor + pump tube	8.7	8.7	8.7	8.7
	ME II 5		Characteristic curve no.	455	454	455	454
	Output:	580 W 580 W	Flow rate ¹ up to l/min.	100	190	100	190
	Voltage:	230 V 230 V	Delivery head up to m wc	16	10	16	10
	LVR.:	yes no	Viscosity up to mPas	700	550	700	550
			Density: up to kg/dm ³	1.8	1.3	1.8	1.3
	Order No.	0050-001 0050-017	Weight (kg) Motor + pump tube	9.6	9.6	9.6	9.6
	ME II 7		Characteristic curve no.	457	456	457	456
	Output:	795 W 795 W	Flow rate ¹ up to l/min.	115	210	115	210
	Voltage:	230 V 230 V	Delivery head up to m wc	20	13	20	13
	LVR.:	yes no	Viscosity up to mPas	500	400	500	400
			Density: up to kg/dm ³	1.9	1.4	1.9	1.4
	Order No.	0050-002 0050-018	Weight (kg) Motor + pump tube	10.8	10.8	10.8	10.8
Low-voltage release (LVR.): Prevents the pump from starting up again without warning after a power failure. In the hazardous location, motors with low-voltage release are absolutely prescribed.	ME II 8		Characteristic curve no.	459	458	459	458
	Output:	930 W 930 W	Flow rate ¹ up to l/min.	123	243	123	243
	Voltage:	230 V 230 V	Delivery head up to m wc	26	15	26	15
	LVR.:	yes no	Viscosity up to mPas	750	650	750	650
			Density: up to kg/dm ³	1.9	1.4	1.9	1.4
	Order No.	0050-042 0050-041	Weight (kg) Motor + pump tube	10.8	10.8	10.8	10.8
	MD1xL MD2xL		Characteristic curve no.	461	460	461	460
	Output:	1000 W 1000 W	Flow rate ¹ up to l/min.	124	276	124	276
	Operating pressure:	6 bar 6 bar	Delivery head up to m wc	35	20	35	20
		infinitely varied	Viscosity up to mPas	1000	1000	1000	1000
			Density: up to kg/dm ³	2.8	2.8	2.8	2.8
	Order No.	0004-725 0004-735	Weight (kg) Motor + pump tube	4.3	4.3	4.3	4.3

¹The maximum flow rate is a value determined by means of a test bench and measured with water at a medium temperature of approx. 20°C. The measurement is carried out at the pressure joint of the pump, without hose, nozzle or flow meter. The flow rate achievable in use is lower and depends on the individual application, the media properties and the configuration of the pump. The max. delivery head is also dependent on the pump design, motor and medium. Viscosity determined with oil.

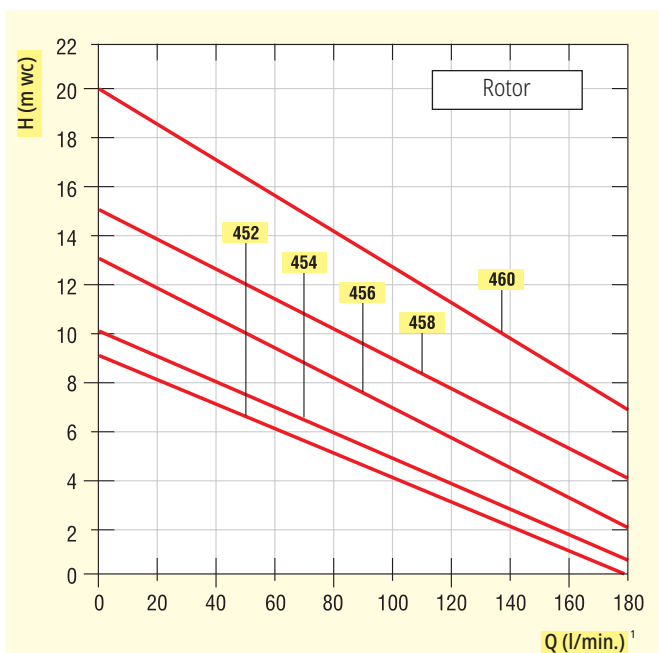
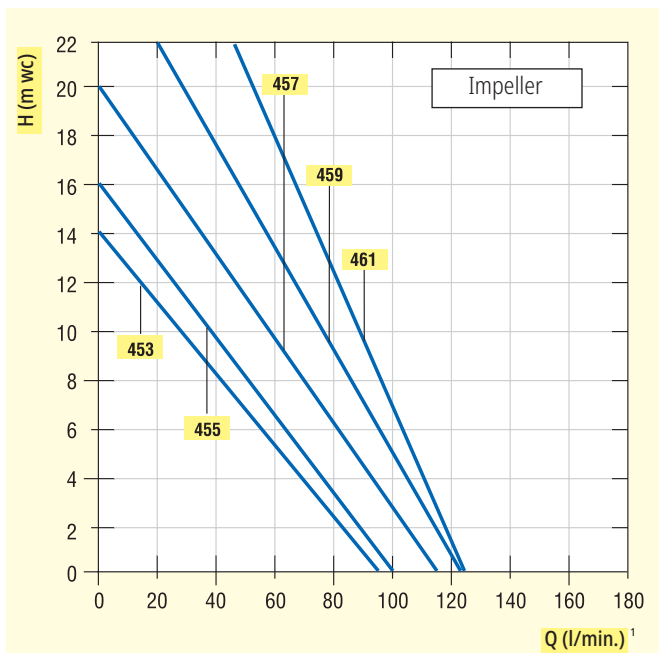
Special voltages and frequencies on request.

Pump Tube SS (stainless steel)

for highly flammable liquids

Materials (coming into contact with the pumped medium):

Version:	SL	MS	MS PURE
Housing:	SS (1.4571)	SS (1.4571)	SS (1.4571)
Impeller/Rotor:	ETFE	ETFE	ETFE
Seals:	none	FPM	FPM, EPDM
Mechanical seal:	none	Carbon, Ceramic, FPM, Stainless steel	Carbon, Ceramic, FPM, EPDM, Stainless steel
Bearing:	Pure Carbon	Pure Carbon	Pure Carbon
Drive shaft:	SS (1.4571)	SS (1.4571)	SS (1.4571)

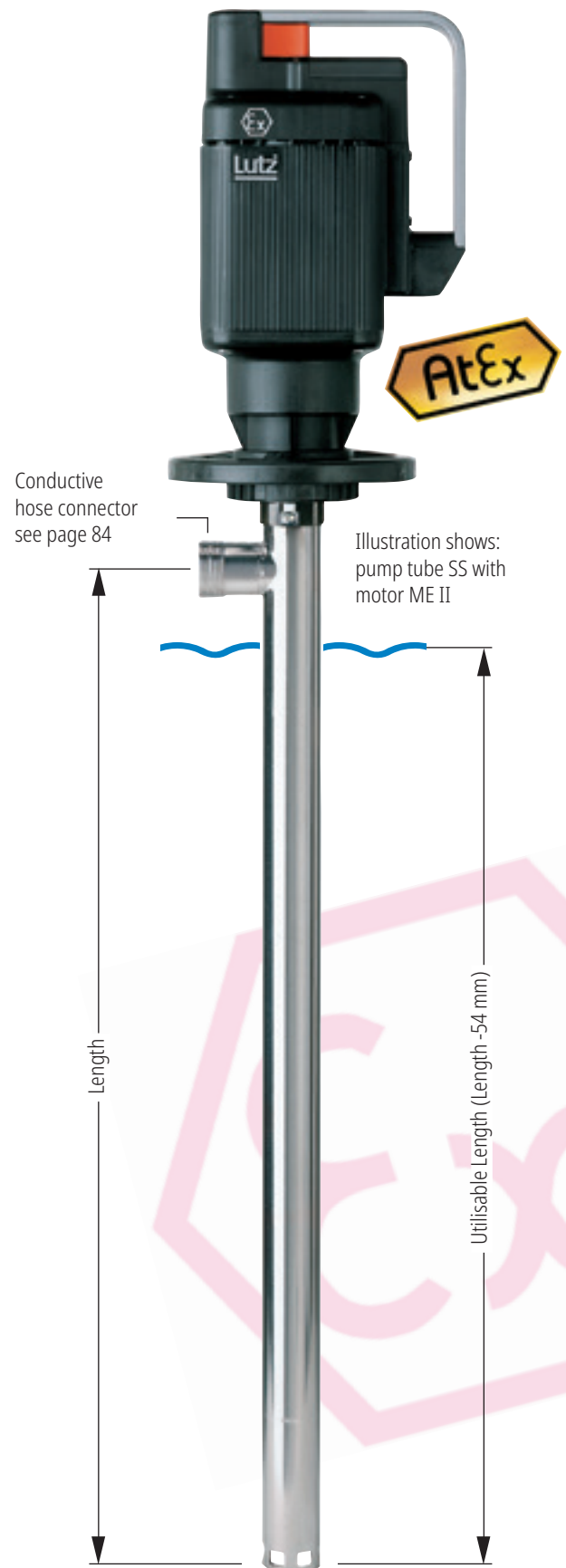


Please note: With a suitable threaded connection the pump tube also can be used for pumping hazardous substances for fire control and civil protection.



Pump tube also available in PURE version with Tri-Clamp connection. You will find more information in our leaflet: Certified solutions for the food, pharmaceutical and cosmetics Industry (Order-No. 0699-315)




¹ The maximum flow rate is a value determined by means of a test bench and measured with water at a medium temperature of approx. 20°C. The measurement is carried out at the pressure joint of the pump, without hose, nozzle or flow meter. The flow rate achievable in use is lower and depends on the individual application, the media properties and the configuration of the pump. The max. delivery head is also dependent on the pump design, motor and medium. Viscosity determined with oil.



Suitable range of accessories see pages 80-96

Lutz Drum and Container Pumps

Pump tube HC (Hastelloy C) for highly corrosive chemicals

Product detail	Pump tube	HC-SL				
	Type of impeller:	Impeller	Rotor			
	Category 1 / 2 (acc. to ATEX)	yes	yes			
	Immersion tube diameter:	up to mm	42	42		
	Temperature of medium:	up to °C	120	120		
	Material:	Pump tube Impeller/Rotor	HC ETFE	HC ETFE		
	Hose connection:	Nominal diameter mm Outer thread	19-32 G 1 1/4	19-32 G 1 1/4		
	Length: 1000 mm*	Order No.	0162-204	0162-201		
	Length: 1200 mm*	Order No.	0162-205	0162-202		
*The length complies approx. to dimension C in the dimension table. Special lengths 200–2500 mm on request						
Choice of motors		Operating data				
	MI 4	MI 4-E	Characteristic curve no.	501	500	
	-	with speed controller	Flow rate ¹ up to l/min.	117	210	
	Output: 500 W	500 W	Delivery head up to m wc	19	10	
	Voltage: 230 V	230 V	Viscosity up to mPas	500	350	
Order No. 0030-000 0030-001		Weight (kg) Motor + pump tube	1.4	1.1	7.2	
	MA II 3		Characteristic curve no.	503	502	
	Output: 460 W	460 W	Flow rate ¹ up to l/min.	95	178	
	Voltage: 230 V	230 V	Delivery head up to m wc	14	9	
	LVR.: no	yes	Viscosity up to mPas	350	200	
	Order No. 0060-000 0060-008		Density: up to kg/dm ³	1.6	1.2	
	MA II 5	MA II 5	MA II 5 S	Weight (kg) Motor + pump tube	9.0	9.0
	Output: 575 W	575 W	575 W	Characteristic curve no.	505	504
	Voltage: 230 V	230 V	230 V	Flow rate ¹ up to l/min.	100	190
	LVR.: no	yes	no	Delivery head up to m wc	16	10
	Order No. 0060-001 0060-009 0060-091		acid proof	Viscosity up to mPas	700	550
<p>Low-voltage release (LVR.): Prevents the pump from starting up again without warning after a power failure. It is recommended when pumping hazardous liquids.</p> 	MA II 7		Characteristic curve no.	507	506	
	Output: 795 W	795 W	Flow rate ¹ up to l/min.	115	210	
	Voltage: 230 V	230 V	Delivery head up to m wc	20	13	
	LVR.: no	yes	Viscosity up to mPas	500	400	
	Order No. 0060-002 0060-010		Density: up to kg/dm ³	1.9	1.4	
	MD1xL	MD2xL		Weight (kg) Motor + pump tube	11.0	11.0
	Output: 1000 W	1000 W	Characteristic curve no.	509	508	
	Operating pressure: 6 bar	6 bar	Flow rate ¹ up to l/min.	124	276	
	Order No. 0004-725 0004-735		ininitely varied	Delivery head up to m wc	35	20
		B4/GT		Viscosity up to mPas	1000	1000
Output: 750 W		750 W	Density: up to kg/dm ³	2.8	2.8	
Voltage: 230/400 V		230/400 V	Weight (kg) Motor + pump tube	5.8	5.8	
Protection switch: no		yes	Characteristic curve no.	511	510	
Order No. 0004-050 0004-052		Flow rate ¹ up to l/min.	100	180		
		Delivery head up to m wc	12	13		

¹The maximum flow rate is a value determined by means of a test bench and measured with water at a medium temperature of approx. 20°C. The measurement is carried out at the pressure joint of the pump, without hose, nozzle or flow meter. The flow rate achievable in use is lower and depends on the individual application, the media properties and the configuration of the pump. The max. delivery head is also dependent on the pump design, motor and medium. Viscosity determined with oil.

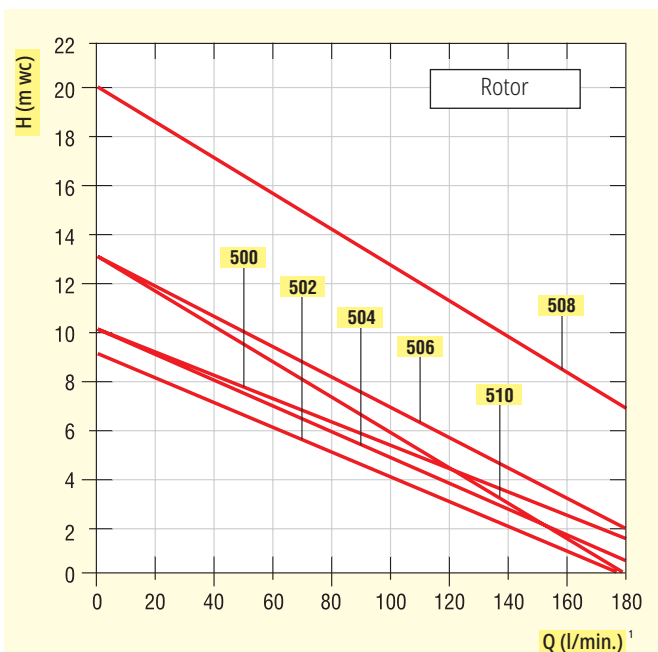
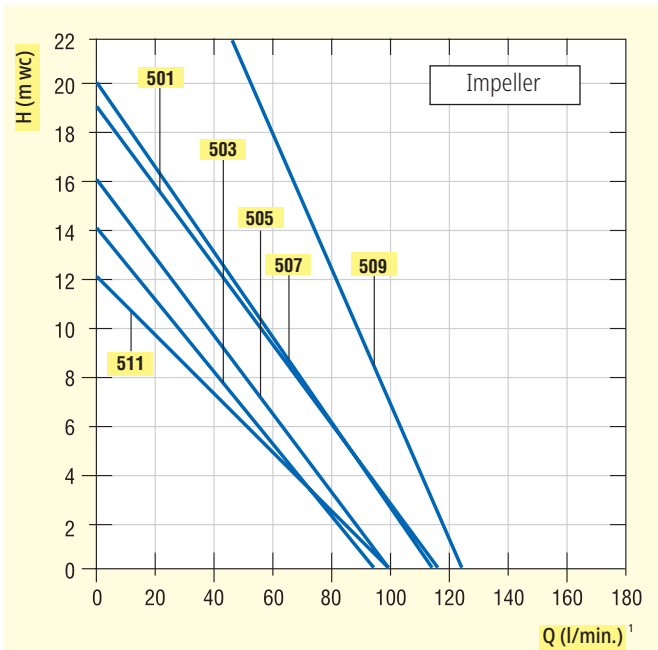
Special voltages and frequencies on request.

Pump Tube HC (Hastelloy C)

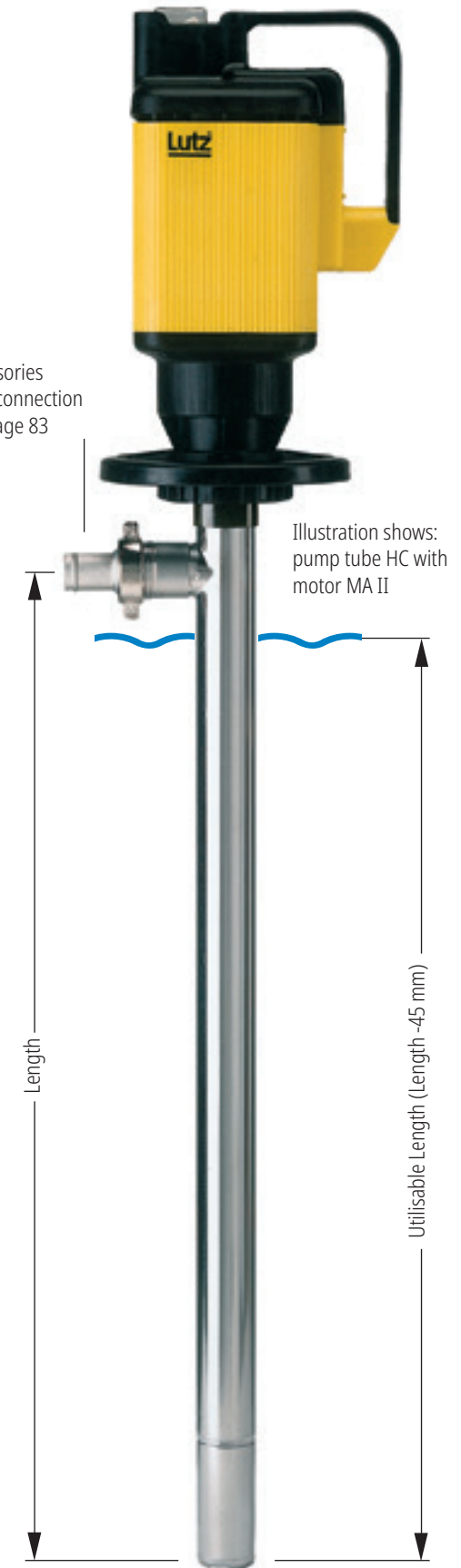
for highly corrosive chemicals

Materials (coming into contact with the pumped medium):

Version:	SL
Housing:	HC-22 (2.4602)
Impeller/Rotor:	ETFE
Seals:	FPM (FEP coated)
Bearing:	ETFE, Carbon
Drive shaft:	HC-4 (2.4610)



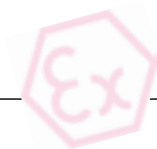
Accessories
hose connection
see page 83




Suitable range of accessories
see pages 80-96

¹The maximum flow rate is a value determined by means of a test bench and measured with water at a medium temperature of approx. 20°C. The measurement is carried out at the pressure joint of the pump, without hose, nozzle or flow meter. The flow rate achievable in use is lower and depends on the individual application, the media properties and the configuration of the pump. The max. delivery head is also dependent on the pump design, motor and medium. Viscosity determined with oil.

Lutz Drum and Container Pumps




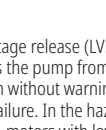



Pump tube HC (Hastelloy C) for highly flammable chemicals

Product detail	Pump tube	HC-SL		
	Type of impeller:	Impeller	Rotor	
	Category 1 / 2 (acc. to ATEX)	yes	yes	
	Immersion tube diameter:	up to mm	42	42
	Temperature of medium:	up to °C	120	120
	Material:	Pump tube Impeller/Rotor	HC ETFE	HC ETFE
	Hose connection:	Nominal diameter mm Outer thread	19-32 G 1 1/4	19-32 G 1 1/4
	Length: 1000 mm*	Order No.	0162-204	0162-201
	Length: 1200 mm*	Order No.	0162-205	0162-202

*The length complies approx. to dimension C in the dimension table. Special lengths 200–2500 mm on request

Choice of motors Operating data

	ME II 3		Characteristic curve no.	553	552
	Output:	460 W 460 W	Flow rate ¹ up to l/min.	95	178
	Voltage:	230 V 230 V	Delivery head up to m wc	14	9
	LVR.:	yes no	Viscosity up to mPas	350	200
			Density: up to kg/dm ³	1.6	1.2
Order No.		0050-000 0050-016	Weight (kg) Motor + pump tube	10.2	10.2
	ME II 5		Characteristic curve no.	555	554
	Output:	580 W 580 W	Flow rate ¹ up to l/min.	100	190
	Voltage:	230 V 230 V	Delivery head up to m wc	16	10
	LVR.:	yes no	Viscosity up to mPas	700	550
			Density: up to kg/dm ³	1.8	1.3
Order No.		0050-001 0050-017	Weight (kg) Motor + pump tube	11.1	11.1
	ME II 7		Characteristic curve no.	557	556
	Output:	795 W 795 W	Flow rate ¹ up to l/min.	115	210
	Voltage:	230 V 230 V	Delivery head up to m wc	20	13
	LVR.:	yes no	Viscosity up to mPas	500	400
			Density: up to kg/dm ³	1.9	1.4
Order No.		0050-002 0050-018	Weight (kg) Motor + pump tube	12.3	12.3
	ME II 8		Characteristic curve no.	559	558
	Output:	930 W 930 W	Flow rate ¹ up to l/min.	123	243
	Voltage:	230 V 230 V	Delivery head up to m wc	26	15
	LVR.:	yes no	Viscosity up to mPas	750	650
			Density: up to kg/dm ³	1.9	1.4
Order No.		0050-042 0050-041	Weight (kg) Motor + pump tube	12.3	12.3
	MD1xL MD2xL		Characteristic curve no.	561	560
	Output:	1000 W 1000 W	Flow rate ¹ up to l/min.	124	276
	Operating pressure:	6 bar 6 bar	Delivery head up to m wc	35	20
		infinitely varied	Viscosity up to mPas	1000	1000
			Density: up to kg/dm ³	2.8	2.8
Order No.		0004-725 0004-735	Weight (kg) Motor + pump tube	5.8	5.8

Low-voltage release (LVR): Prevents the pump from starting up again without warning after a power failure. In the hazardous location, motors with low-voltage release are absolutely prescribed.

¹The maximum flow rate is a value determined by means of a test bench and measured with water at a medium temperature of approx. 20°C. The measurement is carried out at the pressure joint of the pump, without hose, nozzle or flow meter. The flow rate achievable in use is lower and depends on the individual application, the media properties and the configuration of the pump. The max. delivery head is also dependent on the pump design, motor and medium. Viscosity determined with oil.

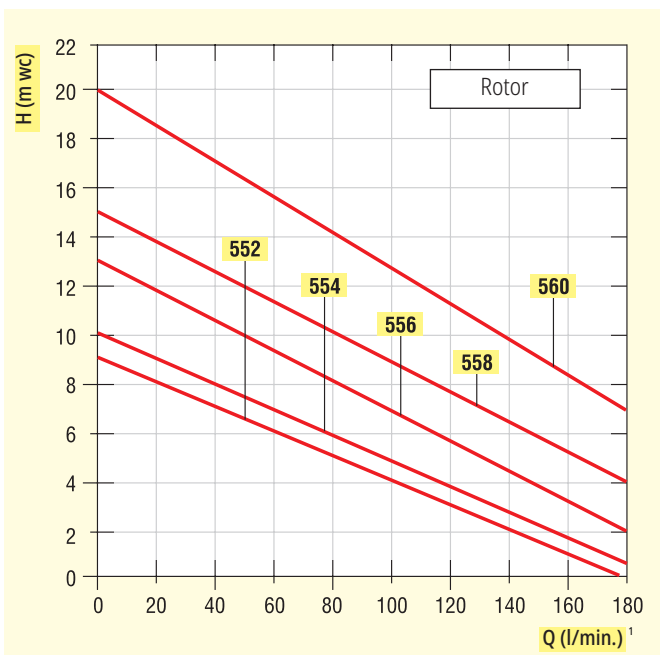
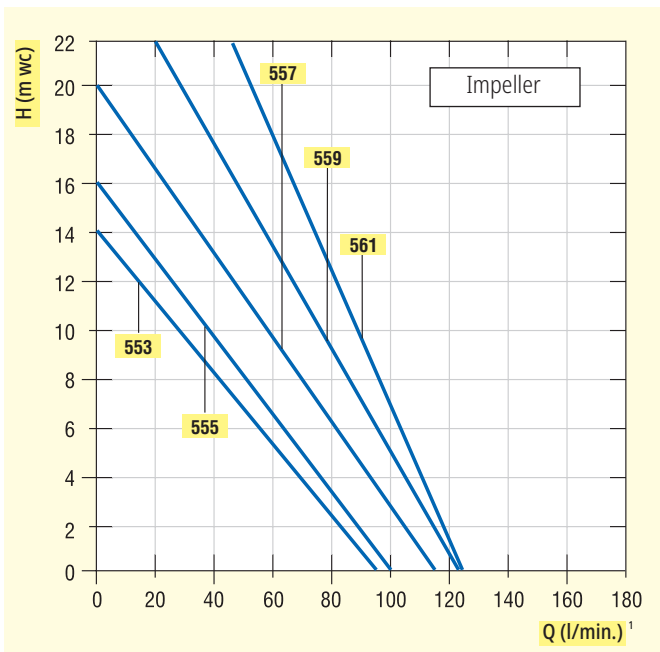
Special voltages and frequencies on request.

Pump Tube HC (Hastelloy C)

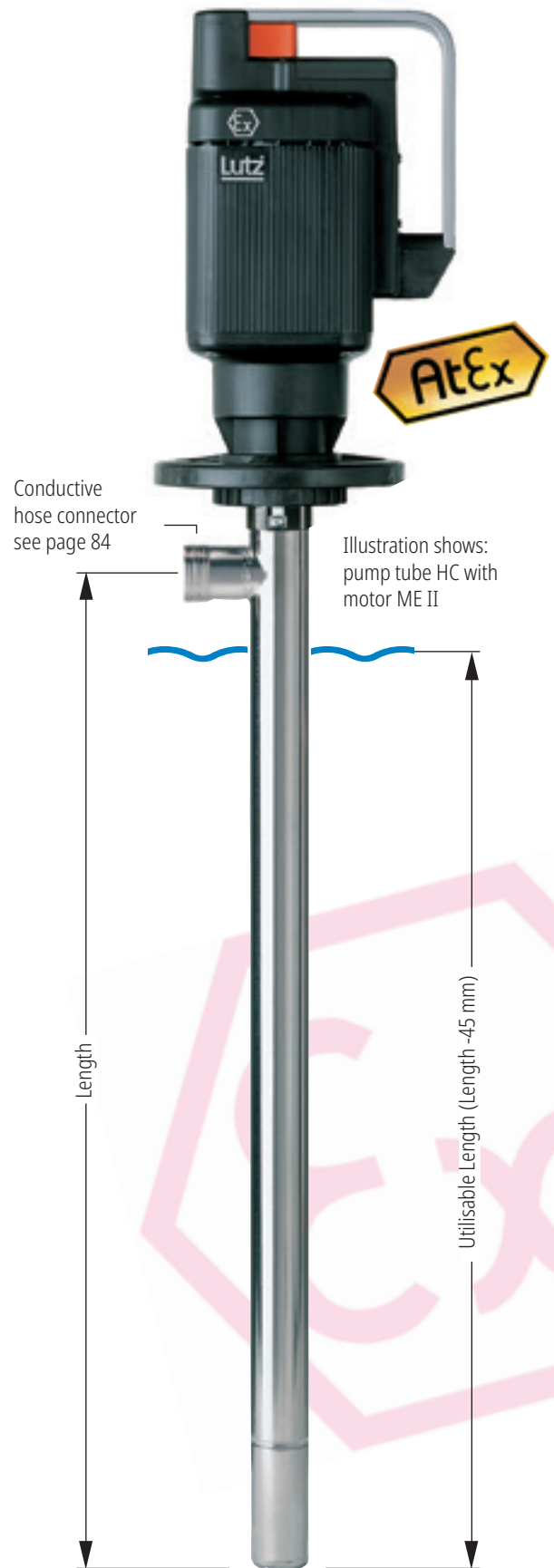
for highly flammable chemicals

Materials (coming into contact with the pumped medium):

Version:	SL
Housing:	HC-22 (2.4602)
Impeller/Rotor:	ETFE
Seals:	FPM (FEP coated)
Bearing:	ETFE, Carbon
Drive shaft:	HC-4 (2.4610)



Please note: With a suitable threaded connection the pump tube also can be used for pumping hazardous substances for fire control and civil protection.



Suitable range of accessories see pages 80-96

¹The maximum flow rate is a value determined by means of a test bench and measured with water at a medium temperature of approx. 20°C. The measurement is carried out at the pressure joint of the pump, without hose, nozzle or flow meter. The flow rate achievable in use is lower and depends on the individual application, the media properties and the configuration of the pump. The max. delivery head is also dependent on the pump design, motor and medium. Viscosity determined with oil.

Lutz Pump Tubes RE for complete drum drainage

In stainless steel and polypropylene



**Pump tube RE: Environmentally friendly and cost-efficient.
The first pump tube for complete drainage worldwide.**

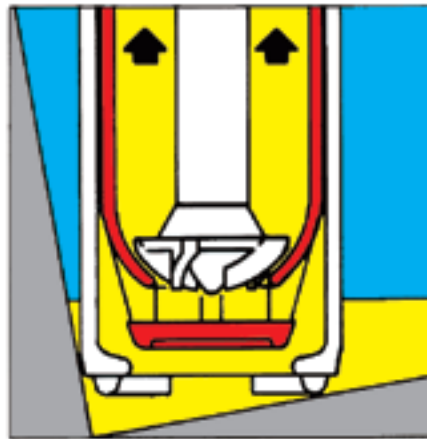
Competitive edge instead of drawback

Experts, never tired of work:

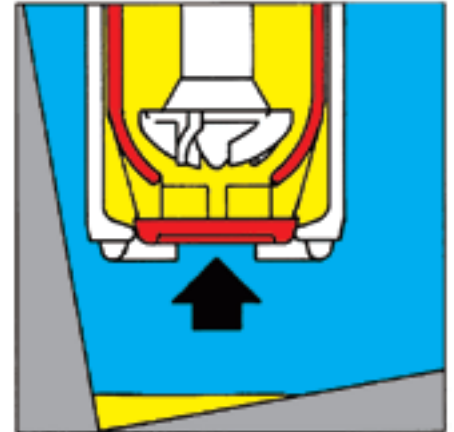
Lutz pump tubes RE in stainless steel and polypropylene. They do not only protect the environment, but also help to save money. On the one hand, the liquid is used to the maximum, on the other hand, the cost for disposing of residuals is drastically reduced, since only the slightest residue remains in the containers.

Open to everything but absolutely leak-proof ...

The power is transferred to the drive shaft via a flexible coupling that is sealed well and bedded in a shaft tube. The impeller feeds the liquid safely to the hose connection on top of the pump.



The sealing cap is open - the liquid is pumped out.



The closed sealing cap prevents a return flow when the pump is removed.

Patented solution

With the motor running, the pump foot is closed by lowering the sealing cap within the pump tube. The sealing cap locks the pump foot and prevents the entered liquid from flowing back into the drum. Closing is done in no time at all - carried out by a small lever below the hand wheel. With the motor switched off, the pump tube holding the liquid can be removed and inserted into the next drum. A development that has rightfully been patented.

Down-to-earth technology

RE pump tubes for complete drainage convince with their simple concept. Simple - and that is exactly why it is ingenious - since the integration of the RE concept offers considerable advantages. Due to their technology, these pumps guarantee maximum pump out of the fluid, literally draining the container "to the dregs". The residues amount to less than 0.10 l.

Residues less than 0.10 l

Pump Tubes for complete drum drainage

In polypropylene (PP) and stainless steel (SS 1.4571)

These pump tubes for complete drainage are suitable for applications, in which thin-bodied liquids need to be drained almost completely from drums and other containers. PP likes to demonstrate its capabilities in handling acids and alkalis. Stainless steel pump tubes have their strengths in the field of aggressive, neutral, easily flammable and non flammable fluids.

Excellent design: Almost anything is possible

Like all components designed by Lutz, these pump tubes boast a straightforward and logic design. In the version with mechanical seals, the drive shaft is secured with a mechanical seal with two shaft sealing rings behind it. The motor can be disconnected quickly through the convenient Lutz hand wheel.

The material is what matters

We select the materials with regard to the liquids to be pumped. Both the pump tube models feature an extremely resistant pure carbon bearing and there are no grease fillings in the shaft tube, so there is no way the fluid to be pumped can be contaminated. The drive shaft is optionally available in Hastelloy C4 for use with acids and alkalis. Stainless steel pump tubes have FEP coated seals.

Stainless steel pump tubes in PURE version. All materials coming into contact with the pumped fluids are physiologically safe. The pump tubes are mainly used in the food-, cosmetics and pharmaceutical industry.

Important

A stainless steel pump tube and an explosion proof motor with Atex certification must be used for pumping easily flammable liquids. Please refer to pages 36-37.



Logical decision: Service-friendly design

Maintenance without the need for special tools - that's what we call service-friendly.

Small but very useful

Undemanding universal motor designed for industrial applications and suitable for pumping thin-bodied, slightly viscous, neutral, aggressive and non-flammable liquids. It demonstrates its power even when handling acids and alkalis.
















MI 4/MI 4-E

Lightweight but dependable

The convenient and powerful MA II universal motors. Ideal for pumping thin-bodied to slightly viscous, aggressive and non-flammable liquids.



MA II

These motors aren't taken back easily. The ME II explosion proof universal motors are the nostrum for pumping a large variety of thin-bodied, easily flammable and combustible liquids.








ME II

Small Motor - Great Effect

MDxL compressed air motors are available in two versions: MD1xL ideal for stationary operation, MD2xL infinitely variable speed with convenient grIPas standard equipment. The motors can also be used to pump easy flammable liquids and comply with the Atex guidelines.



MD1xL



MD2xL




MD1xL/MD2xL compressed air motors

Tip

For detailed information on the motors please refer to pages 34-37.

Reliable and powerful, thus suitable for extreme conditions

The B4/GT has a proven record of success in plant constructions and as a drum pump drive. The perfect system for thin-bodied to slightly viscous liquids. These "undemanding" partners hardly ever show signs of wear. The ideal solution for long periods of operation.







B4/GT three-phase gear motor

Lutz Drum and Container Pumps

Pump tube RE-PP (polypropylene) for complete drum drainage of corrosive and neutral liquids

Product detail	Pump tube	RE-PP GLRD				
	Type of impeller:	Impeller				
	Category 1 / 2 (acc. to ATEX)	no				
	Immersion tube diameter:	up to mm	41			
	Temperature of medium:	up to °C	50			
	Material:	Pump tube Impeller	PP PP			
	Hose connection:	Nominal diameter mm Outer thread	19-32 G 1 1/4			
	Length: 700 mm* shaft SS	Order No.	0103-020			
	Length: 1000 mm* shaft SS	Order No.	0103-021			
	Length: 1200 mm* shaft SS	Order No.	0103-022			
	Length: 700 mm* shaft HC	Order No.	0103-040			
Length: 1000 mm* shaft HC	Order No.	0103-041				
Length: 1200 mm* shaft HC	Order No.	0103-042				
*The length complies approx. to dimension C in the dimension table. Special lengths 400–1500 mm on request						
Choice of motors		Operating data				
	MI 4	MI 4-E	Characteristic curve no.	600		
	-	with speed controller	Flow rate ¹ up to l/min.	70		
	Output: 500 W	500 W	Delivery head up to m wc	12		
	Voltage: 230 V	230 V	Viscosity up to mPas	1000		
	Order No. 0030-000	0030-001	Density: up to kg/dm ³	1.6		
		Weight (kg) Motor + pump tube	4.0			
	MA II 3		Characteristic curve no.	601		
	Output: 460 W	460 W	Flow rate ¹ up to l/min.	60		
	Voltage: 230 V	230 V	Delivery head up to m wc	11		
	LVR.: no	yes	Viscosity up to mPas	800		
	Order No. 0060-000	0060-008	Density: up to kg/dm ³	1.7		
			Weight (kg) Motor + pump tube	5.8		
		MA II 5	MA II 5	MA II 5 S	Characteristic curve no.	602
		Output: 575 W	575 W	575 W	Flow rate ¹ up to l/min.	60
		Voltage: 230 V	230 V	230 V	Delivery head up to m wc	11.5
		LVR.: no	yes	no	Viscosity up to mPas	1200
Order No. 0060-001		0060-009	0060-091	Density: up to kg/dm ³	2.0	
		acid proof	Weight (kg) Motor + pump tube	6.6		
	MA II 7		Characteristic curve no.	603		
	Output: 795 W	795 W	Flow rate ¹ up to l/min.	69		
	Voltage: 230 V	230 V	Delivery head up to m wc	15		
	LVR.: no	yes	Viscosity up to mPas	1000		
	Order No. 0060-002	0060-010	Density: up to kg/dm ³	2.0		
		Weight (kg) Motor + pump tube	7.8			
	MD1xL	MD2xL	Characteristic curve no.	604		
	Output: 1000 W	1000 W	Flow rate ¹ up to l/min.	69		
	Operating pressure: 6 bar	6 bar	Delivery head up to m wc	19		
		infinitely varied	Viscosity up to mPas	1000		
	Order No. 0004-725	0004-735	Density: up to kg/dm ³	2.8		
		Weight (kg) Motor + pump tube	2.6			

Low-voltage release (LVR.): Prevents the pump from starting up again without warning after a power failure. It is recommended when pumping hazardous liquids.

¹The maximum flow rate is a value determined by means of a test bench and measured with water at a medium temperature of approx. 20°C. The measurement is carried out at the pressure joint of the pump, without hose, nozzle or flow meter. The flow rate achievable in use is lower and depends on the individual application, the media properties and the configuration of the pump. The max. delivery head is also dependent on the pump design, motor and medium. Viscosity determined with oil.

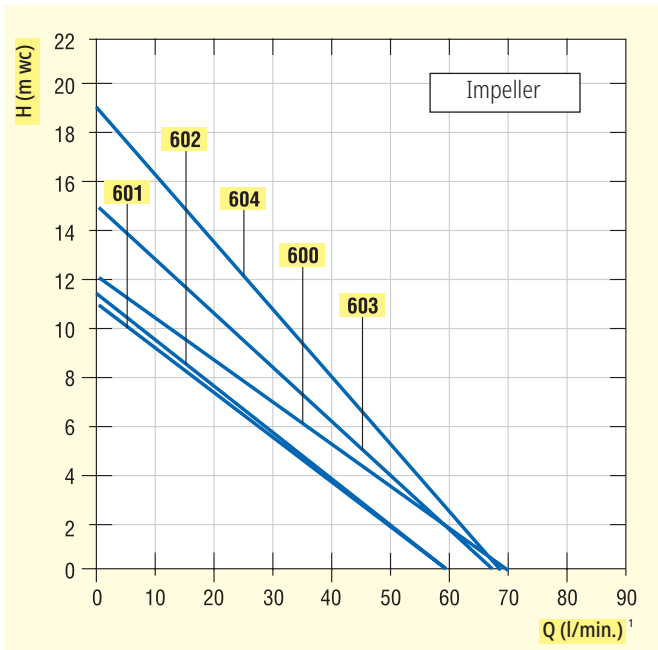
Special voltages and frequencies on request.

Pump Tube RE-PP (polypropylene)

for complete drum drainage of corrosive and neutral liquids

Materials (coming into contact with the pumped medium):

Version:	MS
Housing:	PP
Impeller:	PP
Sealing pot:	PP
Seals:	FPM
Mechanical seals:	Carbon, Ceramic, FPM, HC-4 (2.4610)
Bearing:	Pure Carbon
Drive shaft:	Stainless steel (1.4571) or HC-4 (2.4610)

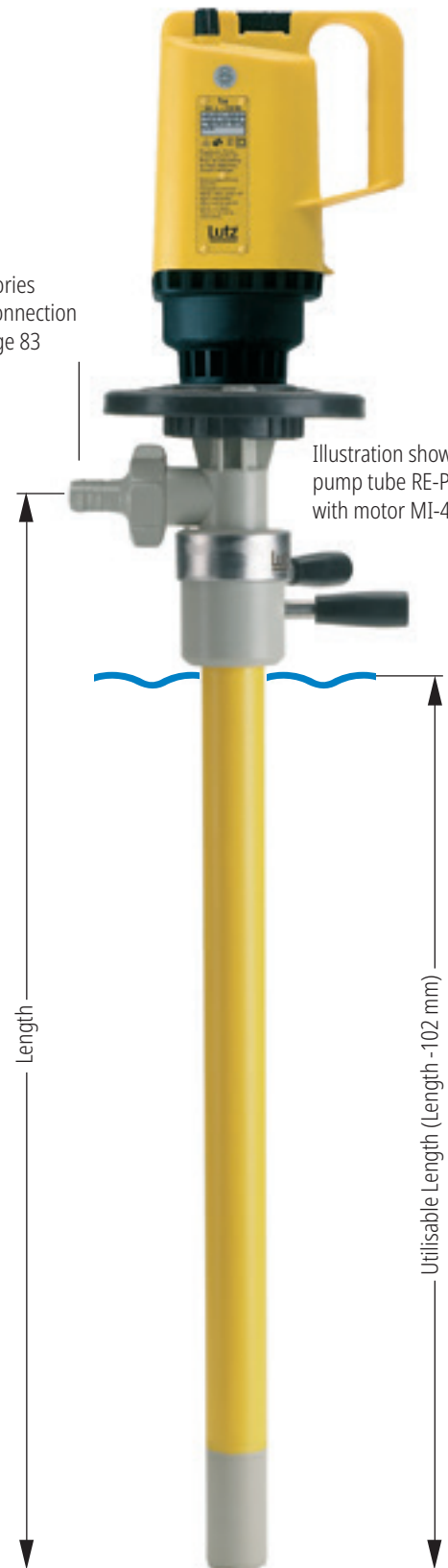


Tip

Which pump for which liquid?
See resistance table !

Accessories
hose connection
see page 83

Illustration shows:
pump tube RE-PP
with motor MI-4



Suitable range of accessories
see pages 80-96

¹The maximum flow rate is a value determined by means of a test bench and measured with water at a medium temperature of approx. 20°C. The measurement is carried out at the pressure joint of the pump, without hose, nozzle or flow meter. The flow rate achievable in use is lower and depends on the individual application, the media properties and the configuration of the pump. The max. delivery head is also dependent on the pump design, motor and medium. Viscosity determined with oil.

Lutz Drum and Container Pumps

Pump tube RE-SS (stainless steel) for complete drum drainage of corrosive and neutral liquids

Product detail	Pump tube	RE-SS GLRD			
	Type of impeller:	Impeller			
	Category 1 / 2 (acc. to ATEX)	yes			
	Immersion tube diameter:	up to mm	41		
	Temperature of medium:	up to °C	100		
	Material:	Pump tube Impeller	1.4571 ETFE		
	Hose connection:	Nominal diameter mm Outer thread	19-32 G 1 1/4		
	Length: 700 mm*	Order No.	0151-156		
Length: 1000 mm*	Order No.	0151-157			
Length: 1200 mm*	Order No.	0151-158			
*The length complies approx. to dimension C in the dimension table. Special lengths 400–2000 mm on request					
Choice of motors		Operating data			
	MI 4	MI 4-E	Characteristic curve no. 700 Flow rate ¹ up to l/min. 78 Delivery head up to m wc 17 Viscosity up to mPas 700 Density: up to kg/dm ³ 1.4 Weight (kg) Motor + pump tube 6.0		
	-	with speed controller			
	Output: 500 W	500 W			
	Voltage: 230 V	230 V			
Order No.	0030-000	0030-001			
	MA II 3		Characteristic curve no. 701 Flow rate ¹ up to l/min. 77 Delivery head up to m wc 14 Viscosity up to mPas 500 Density: up to kg/dm ³ 1.6 Weight (kg) Motor + pump tube 7.8		
	Output: 460 W	460 W			
	Voltage: 230 V	230 V			
	LVR.: no	yes			
	Order No.	0060-000		0060-008	
	MA II 5	MA II 5		MA II 5 S	Characteristic curve no. 702 Flow rate ¹ up to l/min. 77 Delivery head up to m wc 14 Viscosity up to mPas 900 Density: up to kg/dm ³ 1.8 Weight (kg) Motor + pump tube 8.6
	Output: 575 W	575 W		575 W	
	Voltage: 230 V	230 V		230 V	
	LVR.: no	yes		no acid proof	
	Order No.	0060-001		0060-009 0060-091	
MA II 7			Characteristic curve no. 703 Flow rate ¹ up to l/min. 70 Delivery head up to m wc 18 Viscosity up to mPas 700 Density: up to kg/dm ³ 1.9 Weight (kg) Motor + pump tube 9.8		
Output: 795 W	795 W				
Voltage: 230 V	230 V				
LVR.: no	yes				
Order No.	0060-002	0060-010			
	MD1xL	MD2xL	Characteristic curve no. 704 Flow rate ¹ up to l/min. 67 Delivery head up to m wc 28 Viscosity up to mPas 1000 Density: up to kg/dm ³ 2.8 Weight (kg) Motor + pump tube 4.6		
	Output: 1000 W	1000 W			
	Operating pressure: 6 bar	6 bar			
		infinitely varied			
	Order No.	0004-725		0004-735	
	B4/GT		Characteristic curve no. 705 Flow rate ¹ up to l/min. 55 Delivery head up to m wc 8.5 Viscosity up to mPas 600 Density: up to kg/dm ³ 2.2 Weight (kg) Motor + pump tube 15.0		
	Output: 750 W	750 W			
	Voltage: 230/400 V	230/400 V			
	Protection switch: no	yes			
	Order No.	0004-050		0004-052	

Low-voltage release (LVR.): Prevents the pump from starting up again without warning after a power failure. It is recommended when pumping hazardous liquids.

¹The maximum flow rate is a value determined by means of a test bench and measured with water at a medium temperature of approx. 20°C. The measurement is carried out at the pressure joint of the pump, without hose, nozzle or flow meter. The flow rate achievable in use is lower and depends on the individual application, the media properties and the configuration of the pump. The max. delivery head is also dependent on the pump design, motor and medium. Viscosity determined with oil.

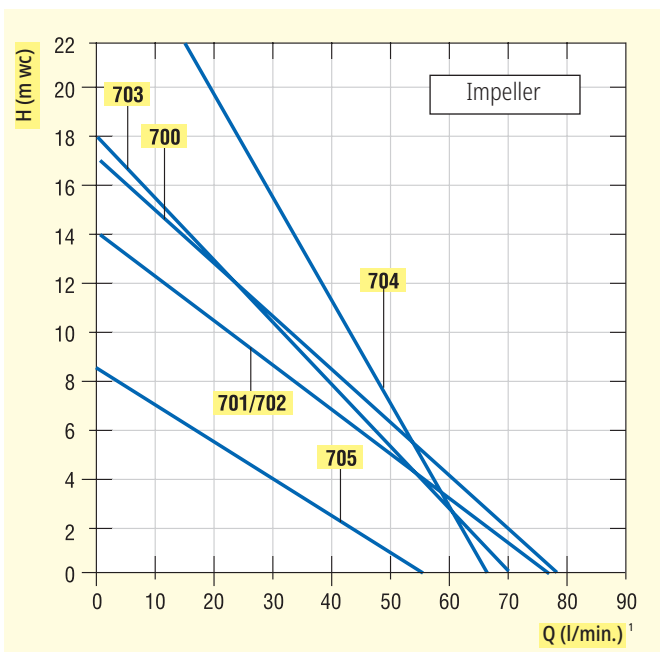
Special voltages and frequencies on request.

Pump Tube RE-SS (stainless steel)

for complete drum drainage of corrosive and neutral liquids

Materials (coming into contact with the pumped medium):

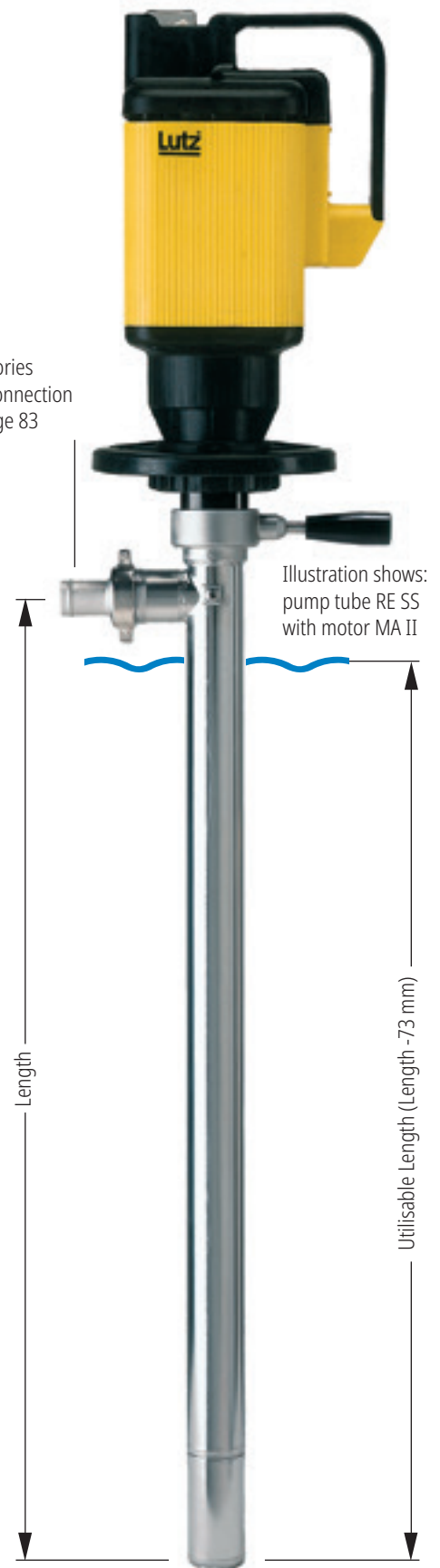
Version:	MS	MS PURE
Housing:	Stainless steel (1.4571)	Stainless steel (1.4571)
Impeller:	ETFE	PP
Sealing pot:	ETFE/Stainless steel (1.4571)	ETFE/Stainless steel (1.4571)
Seals:	FEP coated	EPDM
Mechanical seals:	Carbon, Ceramic, PTFE, HC-4 (2.4610), Stainless steel 1.4571)	Carbon, Ceramic, PTFE, HC-4 (2.4610), Stainless steel 1.4571)
Bearing:	Pure Carbon	Pure Carbon
Drive shaft:	Stainless steel (1.4571)	Stainless steel (1.4571)



Complete drum drainage

Nearly completely drained.
Residual quantity < 0.10 litres.

Accessories
hose connection
see page 83



Suitable range of accessories
see pages 80-96




Pump tube also available in PURE version with Tri-Clamp connection. You will find more information in our leaflet: Certified solutions for the food, pharmaceutical and cosmetics Industry (Order-No. 0699-315)

¹The maximum flow rate is a value determined by means of a test bench and measured with water at a medium temperature of approx. 20°C. The measurement is carried out at the pressure joint of the pump, without hose, nozzle or flow meter. The flow rate achievable in use is lower and depends on the individual application, the media properties and the configuration of the pump. The max. delivery head is also dependent on the pump design, motor and medium. Viscosity determined with oil.

Lutz Drum and Container Pumps




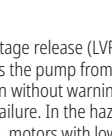



Pump tube RE-SS (stainless steel) for complete drum drainage of highly flammable liquids

Product detail	Pump tube	RE-SS GLRD	
	Type of impeller:	Impeller	
	Category 1 / 2 (acc. to ATEX)	yes	
	Immersion tube diameter:	up to mm	41
	Temperature of medium:	up to °C	100
	Material:	Pump tube Impeller	1.4571 ETFE
	Hose connection:	Nominal diameter mm Outer thread	19-32 G 1 1/4
	Length: 700 mm*	Order No.	0151-156
Length: 1000 mm*	Order No.	0151-157	
Length: 1200 mm*	Order No.	0151-158	

*The length complies approx. to dimension C in the dimension table. Special lengths 400–2000 mm on request

Choice of motors Operating data

	ME II 3		Characteristic curve no.	750
	Output:	460 W 460 W	Flow rate ¹ up to l/min.	77
	Voltage:	230 V 230 V	Delivery head up to m wc	14
	LVR.:	yes no	Viscosity up to mPas	500
			Density: up to kg/dm ³	1.6
	Order No.	0050-000 0050-016	Weight (kg) Motor + pump tube	9.0
	ME II 5		Characteristic curve no.	751
	Output:	580 W 580 W	Flow rate ¹ up to l/min.	77
	Voltage:	230 V 230 V	Delivery head up to m wc	14
	LVR.:	yes no	Viscosity up to mPas	900
			Density: up to kg/dm ³	1.8
	Order No.	0050-001 0050-017	Weight (kg) Motor + pump tube	9.9
	ME II 7		Characteristic curve no.	752
	Output:	795 W 795 W	Flow rate ¹ up to l/min.	70
	Voltage:	230 V 230 V	Delivery head up to m wc	18
	LVR.:	yes no	Viscosity up to mPas	700
			Density: up to kg/dm ³	1.9
	Order No.	0050-002 0050-018	Weight (kg) Motor + pump tube	11.1
	ME II 8		Characteristic curve no.	753
	Output:	930 W 930 W	Flow rate ¹ up to l/min.	78
	Voltage:	230 V 230 V	Delivery head up to m wc	22
	LVR.:	yes no	Viscosity up to mPas	950
			Density: up to kg/dm ³	1.9
	Order No.	0050-042 0050-041	Weight (kg) Motor + pump tube	11.1
	MD1xL MD2xL		Characteristic curve no.	754
	Output:	1000 W 1000 W	Flow rate ¹ up to l/min.	67
	Operating pressure:	6 bar 6 bar infinitely varied	Delivery head up to m wc	28
			Viscosity up to mPas	1000
			Density: up to kg/dm ³	2.8
	Order No.	0004-725 0004-735	Weight (kg) Motor + pump tube	4.6

Low-voltage release (LVR): Prevents the pump from starting up again without warning after a power failure. In the hazardous location, motors with low-voltage release are absolutely prescribed.

¹The maximum flow rate is a value determined by means of a test bench and measured with water at a medium temperature of approx. 20°C. The measurement is carried out at the pressure joint of the pump, without hose, nozzle or flow meter. The flow rate achievable in use is lower and depends on the individual application, the media properties and the configuration of the pump. The max. delivery head is also dependent on the pump design, motor and medium. Viscosity determined with oil.

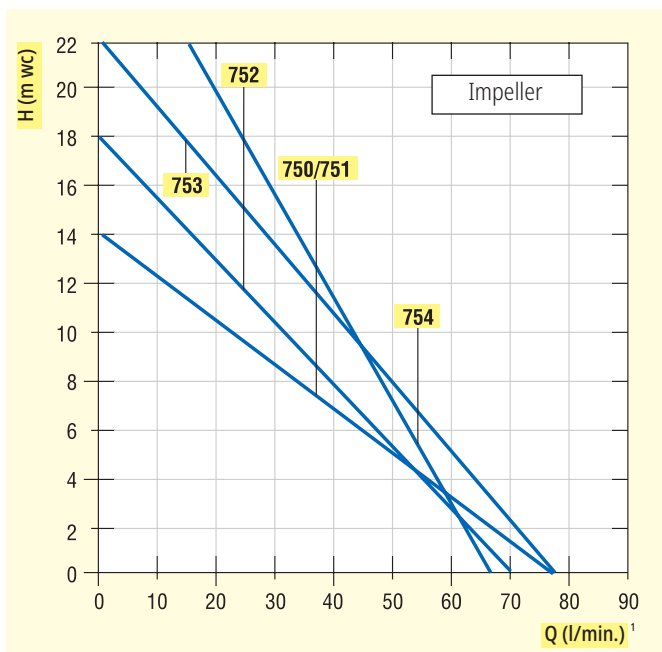
Special voltages and frequencies on request.

Pump Tube RE-SS (stainless steel)

for complete drum drainage of highly flammable liquids

Materials (coming into contact with the pumped medium):

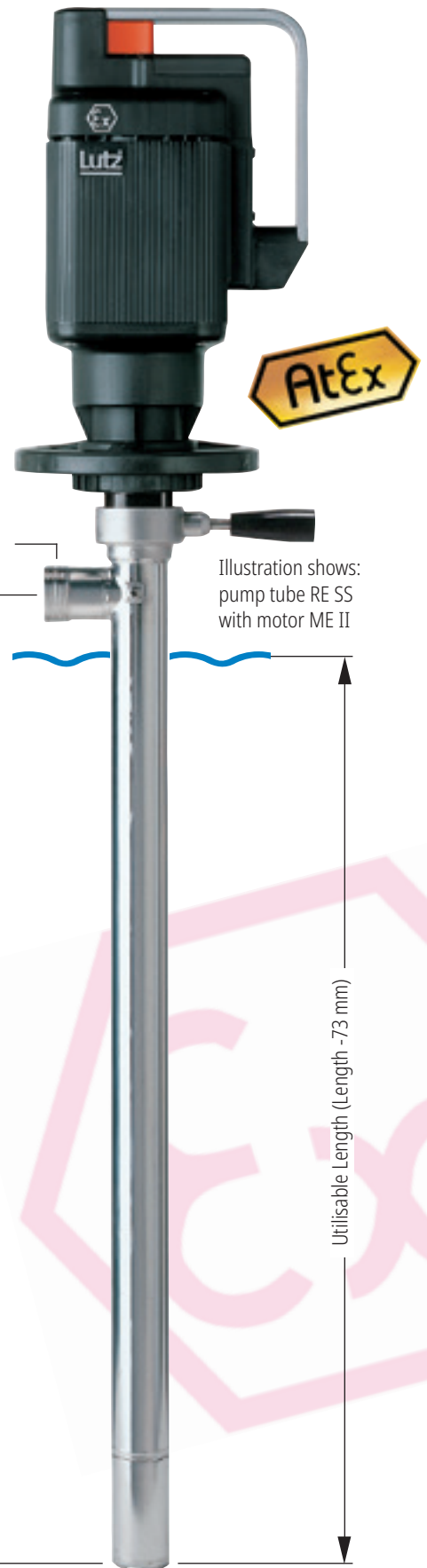
Version:	MS	MS PURE
Housing:	Stainless steel (1.4571)	Stainless steel (1.4571)
Impeller:	ETFE	ETFE
Sealing pot:	ETFE/Stainless steel (1.4571)	ETFE/Stainless steel (1.4571)
Seals:	FEP coated	FPM
Mechanical seals:	Carbon, Ceramic, PTFE, HC-4 (2.4610), Stainless steel 1.4571)	Carbon, Ceramic, PTFE, HC-4 (2.4610), Stainless steel 1.4571)
Bearing:	Pure Carbon	Pure Carbon
Drive shaft:	Stainless steel (1.4571)	Stainless steel (1.4571)



Tip
The right pump for "hot applications".



Pump tube also available in PURE version with Tri-Clamp connection. You will find more information in our leaflet: Certified solutions for the food, pharmaceutical and cosmetics Industry (Order-No. 0699-315)




Suitable range of accessories see pages 80-96

¹The maximum flow rate is a value determined by means of a test bench and measured with water at a medium temperature of approx. 20°C. The measurement is carried out at the pressure joint of the pump, without hose, nozzle or flow meter. The flow rate achievable in use is lower and depends on the individual application, the media properties and the configuration of the pump. The max. delivery head is also dependent on the pump design, motor and medium. Viscosity determined with oil.

Pump Tubes MP for mixing and pumping

Multi talent: Lutz pump tube MP for mixing and pumping




**Simply double the reward:
Lutz pump tubes for mixing
and pumping**

Some fluids take offence at being kept on hold. They will simply sediment. We are referring to numerous emulsions, dispersions and suspensions used in industrial and trade environments. This is not due to their impatience but to the different weight of the individual ingredients. The Lutz MP can cater for two needs, since it combines a mixer and a pump in one unit and is thus the ideal solution for "critical relationships" of this kind.

Universally Applicable

"Mixer" and Pump in a single unit



immerse



mix/pump



pump

Desired turbulences

The special flow conditions in the container generated by the pump tube for mixing and pumping thoroughly remix and homogenize sedimented media - even in remote corners of the container bottom. In a flash, you will have a homogenized mix ready for further processing.

All the functions in one go

A construction comprising an immersion tube and a locking mechanism that has been tried and tested in practice provides for opening and closing of the mixing apertures. This proven design facilitates simultaneous mixing and pumping. Of course, it's your choice: With the discharge connection closed, you can also mix first and pump afterwards. The pump tube functions are conveniently controlled by devices outside the drum.

Take advantage of a wide range of capabilities

Lutz pump tubes for mixing and pumping are available in stainless steel or polypropylene to match all kinds of chemical resistance requirements. Combined with a wide range of motors, they are capable of meeting a vast number of demands with respect to mixing and pumping inhomogeneous, aggressive and easily flammable fluids.

Perfect fit

Lutz pump tubes MP for mixing and pumping are compact, that is exactly why they make it big: They have no problems at all fitting through the standardised bung hole of a 200-l drum. Simply push it in, fasten it using a drum adapter - and off you go!

Pump Tubes for mixing and pumping

In polypropylene (PP) and stainless steel (SS 1.4571)

These pump tubes for mixing and pumping are suitable for applications, in which thin-bodied liquids in drums and other containers need to be remixed and homogenised before being pumped. PP likes to demonstrate its capabilities in handling acids and alkalis. Stainless steel pump tubes have a way with aggressive, neutral and easily flammable fluids.

Excellent design: Almost anything is possible

Like all components designed by Lutz, these pump tubes boast a straightforward and logic design. In the version with mechanical seals, the drive shaft is secured with a mechanical seal with two shaft sealing rings behind it. The motor can be disconnected quickly through the convenient Lutz hand wheel. If you want to mix only, a shut-off device must be provided on the discharge side.

Important

A stainless steel pump tube and an explosion proof motor with Atex certification must be used for pumping easily flammable liquids. Please refer to pages 36-37.

The material is what matters

We select the materials with regard to the liquids to be pumped. Both the pump tube models feature an extremely resistant pure carbon bearing and there are no grease fillings in the shaft tube, so there is no way the fluid to be pumped can be contaminated. The drive shaft is optionally available in Hastelloy C4 for use with acids and alkalis. Stainless steel pump tubes have FEP coated seals.

New: Stainless steel pump tubes in PURE version. All materials coming into contact with the pumped fluids are physiologically safe. The pump tubes are mainly used in the food-, cosmetics and pharmaceutical industry.



Logical decision: Service-friendly design

Maintenance without the need for special tools - that's what we call service-friendly.

Small but very useful

Undemanding universal motor designed for industrial applications and suitable for pumping thin-bodied, slightly viscous, neutral, aggressive and non-flammable liquids. It demonstrates its power even when handling acids and alkalis.















MI 4/MI 4-E

Lightweight but dependable

The convenient and powerful MA II universal motors. Ideal for pumping thin-bodied to slightly viscous, aggressive and non-flammable liquids.



MA II

Safety first

These motors aren't taken back easily. The ME II explosion proof universal motors are the nostrum for pumping a large variety of thin-bodied, easily flammable and combustible liquids.








ME II

Small Motor - Great Effect

MDxL compressed air motors are available in two versions: MD1xL ideal for stationary operation, MD2xL infinitely variable speed with convenient griPas standard equipment. The motors can also be used to pump easy flammable liquids and comply with the Atex guidelines.



MD1xL



MD2xL




MD1xL/MD2xL compressed air motors

Tip

For detailed information on the motors please refer to pages 34-37.

Reliable and powerful, thus suitable for extreme conditions

The B4/GT has a proven record of success in plant constructions and as a drum pump drive. The perfect system for thin-bodied to slightly viscous liquids. These "undemanding" partners hardly ever show signs of wear. The ideal solution for long periods of operation.







B4/GT three-phase gear motor

Lutz Drum and Container Pumps




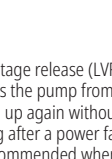

Pump tube MP-PP (polypropylene) for mixing and pumping of corrosive and neutral liquids

Product detail		Pump tube	MP-PP-SL		MP-PP-MS		
	Type of impeller:		Impeller	Rotor	Impeller	Rotor	
	Category 1 / 2 (acc. to ATEX)		no	no	no	no	
	Immersion tube diameter:	up to mm	50	50	50	50	
	Temperature of medium:	up to °C	50	50	50	50	
	Material:	Pump tube	PP	PP	PP	PP	
		Impeller/Rotor	PP	PP	PP	PP	
	Hose connection:	Nominal diameter mm	19-32	19-32	19-32	19-32	
		Outer thread	G 1 1/4	G 1 1/4	G 1 1/4	G 1 1/4	
	Length: 1000 mm**	shaft SS	Order No.	0110-350	*	0103-350	*
	Length: 1200 mm**	shaft SS	Order No.	*	0110-360	*	*
Length: 1000 mm**	shaft HC	Order No.	0110-355	*	*	*	
Length: 1200 mm**	shaft HC	Order No.	*	0110-365	*	*	

* available on request

**The length complies approx. to dimension C in the dimension table. Special lengths 400-2000 mm on request

Choice of motors

		Operating data							
	MI 4	MI 4-E	Characteristic curve no.	802	801	802	801		
	-	with speed controller	Flow rate ¹ up to l/min.	87	160	87	160		
	Output: 500 W	500 W	Delivery head up to m wc	19	8.5	19	8.5		
	Voltage: 230 V	230 V	Viscosity up to mPas	500	150	500	150		
	Order No. 0030-000	0030-001	Density: up to kg/dm ³	1.4	1.1	1.4	1.1		
		Weight (kg) Motor + pump tube	4.1	4.1	4.1	4.1			
	MA II 3		Characteristic curve no.	804	803	804	803		
	Output: 460 W	460 W	Flow rate ¹ up to l/min.	78	155	78	155		
	Voltage: 230 V	230 V	Delivery head up to m wc	16	7.5	16	7.5		
	LVR.: no	yes	Viscosity up to mPas	500	160	500	160		
	Order No. 0060-000	0060-008	Density: up to kg/dm ³	1.6	1.2	1.6	1.2		
			Weight (kg) Motor + pump tube	5.9	5.9	5.9	5.9		
		MA II 5	MA II 5	MA II 5 S	Characteristic curve no.	806	805	806	805
		Output: 575 W	575 W	575 W	Flow rate ¹ up to l/min.	83	160	83	160
		Voltage: 230 V	230 V	230 V	Delivery head up to m wc	18	9	18	9
		LVR.: no	yes	no	Viscosity up to mPas	800	350	800	350
Order No. 0060-001		0060-009	0060-091	acid proof	Density: up to kg/dm ³	1.8	1.3	1.8	1.3
			Weight (kg) Motor + pump tube	6.7	6.7	6.7	6.7		
	MA II 7			Characteristic curve no.	808	807	808	807	
	Output: 795 W	795 W		Flow rate ¹ up to l/min.	95	170	95	170	
	Voltage: 230 V	230 V		Delivery head up to m wc	25	12	25	12	
	LVR.: no	yes		Viscosity up to mPas	800	350	800	350	
	Order No. 0060-002	0060-010		Density: up to kg/dm ³	1.9	1.4	1.9	1.4	
			Weight (kg) Motor + pump tube	7.9	7.9	7.9	7.9		
	MD1xL	MD2xL		Characteristic curve no.	810	809	810	809	
	Output: 1000 W	1000 W		Flow rate ¹ up to l/min.	116	216	116	216	
	Operating pressure: 6 bar	6 bar	infinitely varied	Delivery head up to m wc	36	16	36	16	
				Viscosity up to mPas	1000	1000	1000	1000	
	Order No. 0004-725	0004-735		Density: up to kg/dm ³	2.8	2.8	2.8	2.8	
			Weight (kg) Motor + pump tube	2.7	2.7	2.7	2.7		

Low-voltage release (LVR): Prevents the pump from starting up again without warning after a power failure. It is recommended when pumping hazardous liquids.

¹The maximum flow rate is a value determined by means of a test bench and measured with water at a medium temperature of approx. 20°C. The measurement is carried out at the pressure joint of the pump, without hose, nozzle or flow meter. The flow rate achievable in use is lower and depends on the individual application, the media properties and the configuration of the pump. The max. delivery head is also dependent on the pump design, motor and medium. Viscosity determined with oil.

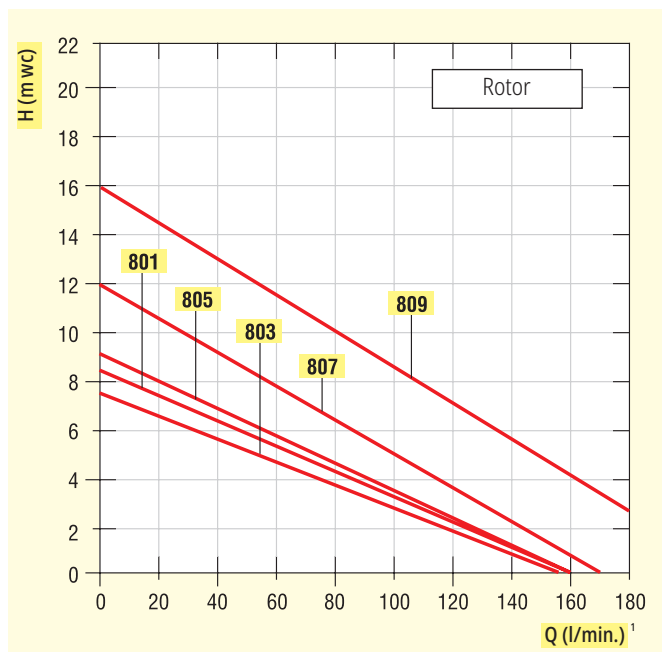
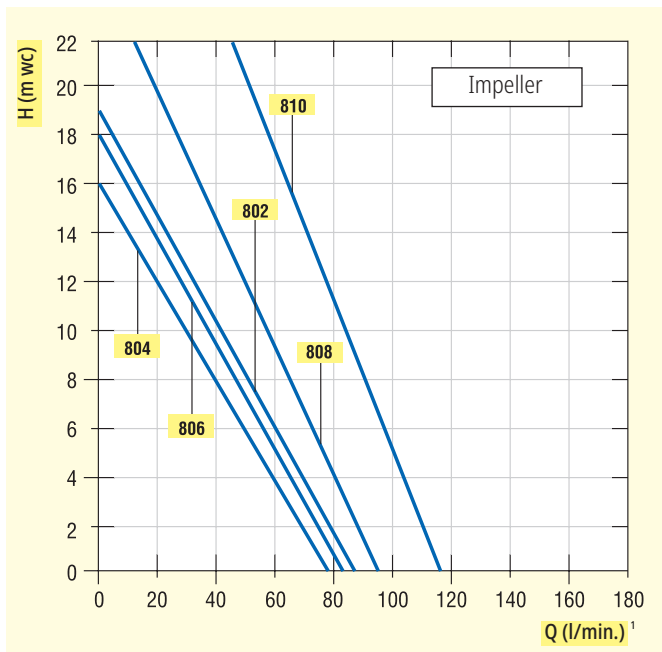
Special voltages and frequencies on request.

Pump Tube MP-PP (polypropylene)


for mixing and pumping of corrosive and neutral liquids

Materials (coming into contact with the pumped medium):

Version:	SL	MS
Housing:	PP/PVDF	PP/PVDF
Impeller/Rotor:	PP	PP
Seals:	none	FPM
Mechanical seals:	none	Carbon, SiC, FPM, HC
Bearing:	ETFE/PTFE	ETFE/PTFE
Drive shaft:	Stainless steel (1.4571) or HC-4 (2.4610)	Stainless steel (1.4571) or HC-4 (2.4610)



Accessories
hose connection
see page 83



Suitable range of accessories
see pages 80-96

¹The maximum flow rate is a value determined by means of a test bench and measured with water at a medium temperature of approx. 20°C. The measurement is carried out at the pressure joint of the pump, without hose, nozzle or flow meter. The flow rate achievable in use is lower and depends on the individual application, the media properties and the configuration of the pump. The max. delivery head is also dependent on the pump design, motor and medium. Viscosity determined with oil.

Lutz Drum and Container Pumps

Pump tube MP-SS (stainless steel) for mixing and pumping of corrosive and neutral liquids

Product detail	Pump tube	MP-SS GLRD			
	Type of impeller:	Rotor			
	Category 1 / 2 (acc. to ATEX)	yes			
	Immersion tube diameter:	up to mm	41		
	Temperature of medium:	up to °C	100		
	Material:	Pump tube	1.4571		
		Rotor	ETFE		
	Hose connection:	Nominal diameter mm	19-32		
		Outer thread	G 1 1/4		
Length: 1000 mm*	Order No.	0151-240			
Length: 1225 mm*	Order No.	0151-255			
*The length complies approx. to dimension C in the dimension table. Special lengths 600–2500 mm on request					
Choice of motors		Operating data			
	MI 4	MI 4-E	Characteristic curve no. 900 Flow rate ¹ up to l/min. 210 Delivery head up to m wc 10 Viscosity up to mPas 350 Density: up to kg/dm ³ 1.1 Weight (kg) Motor + pump tube 6.0		
	-	with speed controller			
	Output: 500 W	500 W			
	Voltage: 230 V	230 V			
	Order No. 0030-000	0030-001			
	MA II 3		Characteristic curve no. 901 Flow rate ¹ up to l/min. 178 Delivery head up to m wc 9 Viscosity up to mPas 200 Density: up to kg/dm ³ 1.2 Weight (kg) Motor + pump tube 7.8		
	Output: 460 W	460 W			
	Voltage: 230 V	230 V			
	LVR.: no	yes			
	Order No. 0060-000	0060-008			
	MA II 5	MA II 5	MA II 5 S	Characteristic curve no. 902 Flow rate ¹ up to l/min. 190 Delivery head up to m wc 10 Viscosity up to mPas 550 Density: up to kg/dm ³ 1.3 Weight (kg) Motor + pump tube 8.6	
	Output: 575 W	575 W	575 W		
	Voltage: 230 V	230 V	230 V		
	LVR.: no	yes	no		acid proof
	Order No. 0060-001	0060-009	0060-091		
	MA II 7			Characteristic curve no. 903 Flow rate ¹ up to l/min. 210 Delivery head up to m wc 13 Viscosity up to mPas 400 Density: up to kg/dm ³ 1.4 Weight (kg) Motor + pump tube 9.8	
	Output: 795 W	795 W			
	Voltage: 230 V	230 V			
	LVR.: no	yes			
	Order No. 0060-002	0060-010			
	MD1xL	MD2xL		Characteristic curve no. 904 Flow rate ¹ up to l/min. 245 Delivery head up to m wc 21 Viscosity up to mPas 1000 Density: up to kg/dm ³ 2.8 Weight (kg) Motor + pump tube 4.6	
	Output: 1000 W	1000 W			
	Operating pressure: 6 bar	6 bar	infinitely varied		
	Order No. 0004-725	0004-735			
	B4/GT			Characteristic curve no. 905 Flow rate ¹ up to l/min. 140 Delivery head up to m wc 10.5 Viscosity up to mPas 400 Density: up to kg/dm ³ 2.0 Weight (kg) Motor + pump tube 15.0	
	Output: 750 W	750 W			
	Voltage: 230/400 V	230/400 V			
	Protection switch: no	yes			
	Order No. 0004-050	0004-052			

Low-voltage release (LVR): Prevents the pump from starting up again without warning after a power failure. It is recommended when pumping hazardous liquids.

¹The maximum flow rate is a value determined by means of a test bench and measured with water at a medium temperature of approx. 20°C. The measurement is carried out at the pressure joint of the pump, without hose, nozzle or flow meter. The flow rate achievable in use is lower and depends on the individual application, the media properties and the configuration of the pump. The max. delivery head is also dependent on the pump design, motor and medium. Viscosity determined with oil.

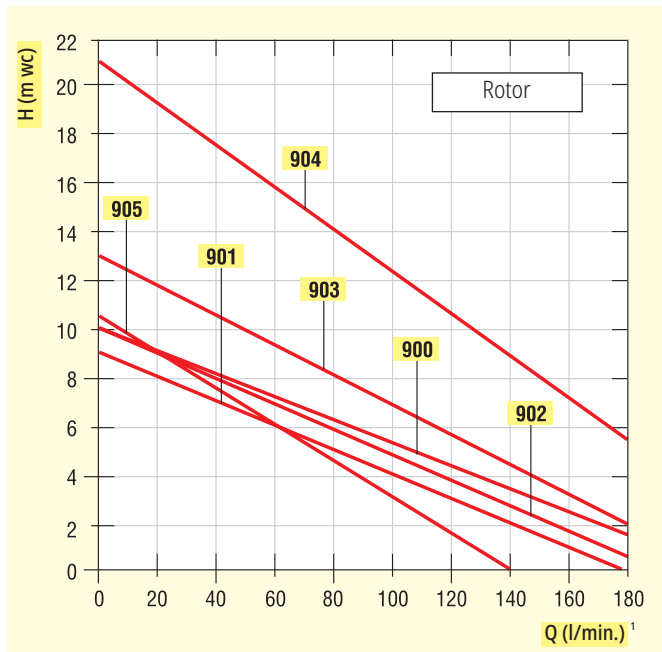
Special voltages and frequencies on request.

Pump Tube MP-SS (stainless steel)

for mixing and pumping of corrosive and neutral liquids

Materials (coming into contact with the pumped medium):

Version:	MS	MS PURE
Housing:	Stainless steel (1.4571)	Stainless steel (1.4571)
Rotor:	ETFE	ETFE
Seals:	FPM (FEP coated)	FPM
Mechanical seals:	Carbon, Ceramic, PTFE, HC-4 (2.4610), Stainless steel 1.4571)	Carbon, Ceramic, PTFE, HC-4 (2.4610), Stainless steel 1.4571)
Bearing:	Pure Carbon	Pure Carbon
Drive shaft:	Stainless steel (1.4571)	Stainless steel (1.4571)



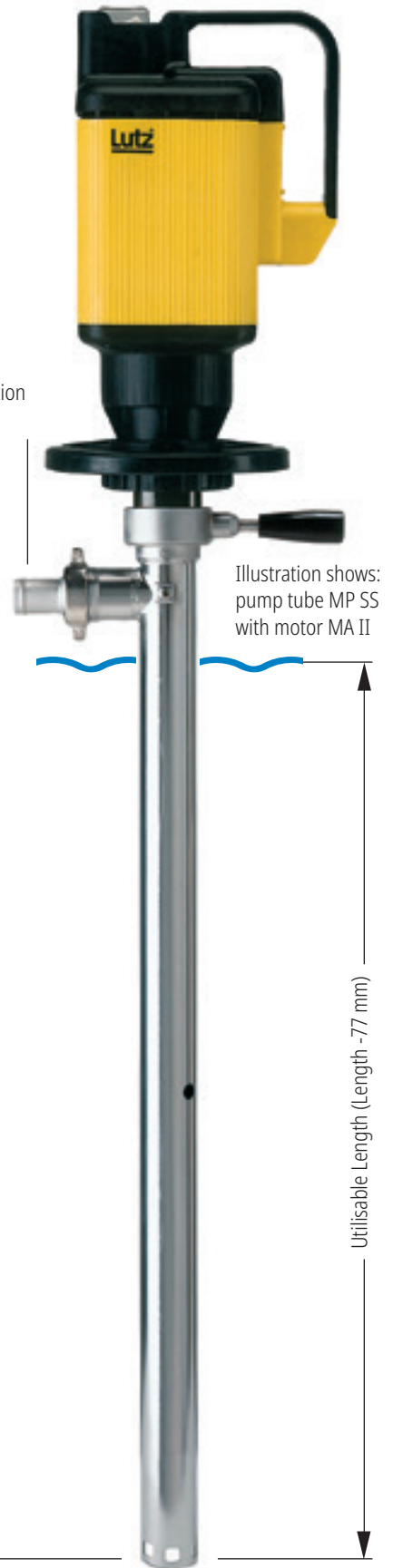
Tip

Which pump for which liquid?
See resistance table



Pump tube also available in PURE version with Tri-Clamp connection. You will find more information in our leaflet: Certified solutions for the food, pharmaceutical and cosmetics Industry (Order-No. 0699-315)

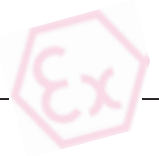
Accessories
hose connection
see page 83




Suitable range of accessories
see pages 80-96

¹The maximum flow rate is a value determined by means of a test bench and measured with water at a medium temperature of approx. 20°C. The measurement is carried out at the pressure joint of the pump, without hose, nozzle or flow meter. The flow rate achievable in use is lower and depends on the individual application, the media properties and the configuration of the pump. The max. delivery head is also dependent on the pump design, motor and medium. Viscosity determined with oil.

Lutz Drum and Container Pumps








Pump tube MP-SS (stainless steel) for mixing and pumping of highly flammable liquids

Product detail	Pump tube	MP-SS GLRD	
	Type of impeller:	Rotor	
	Category 1 / 2 (acc. to ATEX)	yes	
	Immersion tube diameter:	up to mm	41
	Temperature of medium:	up to °C	100
	Material:	Pump tube	1.4571
		Rotor	ETFE
	Hose connection:	Nominal diameter mm	19-32
		Outer thread	G 1 1/4
Length: 1000 mm*	Order No.	0151-240	
Length: 1225 mm*	Order No.	0151-255	

*The length complies approx. to dimension C in the dimension table. Special lengths 600–2500 mm on request

Choice of motors Operating data

	ME II 3		Characteristic curve no.	950
	Output:	460 W 460 W	Flow rate ¹ up to l/min.	178
	Voltage:	230 V 230 V	Delivery head up to m wc	9
	LVR.:	yes no	Viscosity up to mPas	200
			Density: up to kg/dm ³	1.2
	Order No.	0050-000 0050-016	Weight (kg) Motor + pump tube	9.0
	ME II 5		Characteristic curve no.	951
	Output:	580 W 580 W	Flow rate ¹ up to l/min.	190
	Voltage:	230 V 230 V	Delivery head up to m wc	10
	LVR.:	yes no	Viscosity up to mPas	550
			Density: up to kg/dm ³	1.3
	Order No.	0050-001 0050-017	Weight (kg) Motor + pump tube	9.9
	ME II 7		Characteristic curve no.	952
	Output:	795 W 795 W	Flow rate ¹ up to l/min.	210
	Voltage:	230 V 230 V	Delivery head up to m wc	13
	LVR.:	yes no	Viscosity up to mPas	400
			Density: up to kg/dm ³	1.4
	Order No.	0050-002 0050-018	Weight (kg) Motor + pump tube	11.1
	ME II 8		Characteristic curve no.	953
	Output:	930 W 930 W	Flow rate ¹ up to l/min.	216
	Voltage:	230 V 230 V	Delivery head up to m wc	14.5
	LVR.:	yes no	Viscosity up to mPas	650
			Density: up to kg/dm ³	1.4
	Order No.	0050-042 0050-041	Weight (kg) Motor + pump tube	11.1
	MD1xL MD2xL		Characteristic curve no.	954
	Output:	1000 W 1000 W	Flow rate ¹ up to l/min.	245
	Operating pressure:	6 bar 6 bar	Delivery head up to m wc	21
		infinitely varied	Viscosity up to mPas	1000
			Density: up to kg/dm ³	2.8
	Order No.	0004-725 0004-735	Weight (kg) Motor + pump tube	4.6

Low-voltage release (LVR.): Prevents the pump from starting up again without warning after a power failure. In the hazardous location, motors with low-voltage release are absolutely prescribed.

¹The maximum flow rate is a value determined by means of a test bench and measured with water at a medium temperature of approx. 20°C. The measurement is carried out at the pressure joint of the pump, without hose, nozzle or flow meter. The flow rate achievable in use is lower and depends on the individual application, the media properties and the configuration of the pump. The max. delivery head is also dependent on the pump design, motor and medium. Viscosity determined with oil.

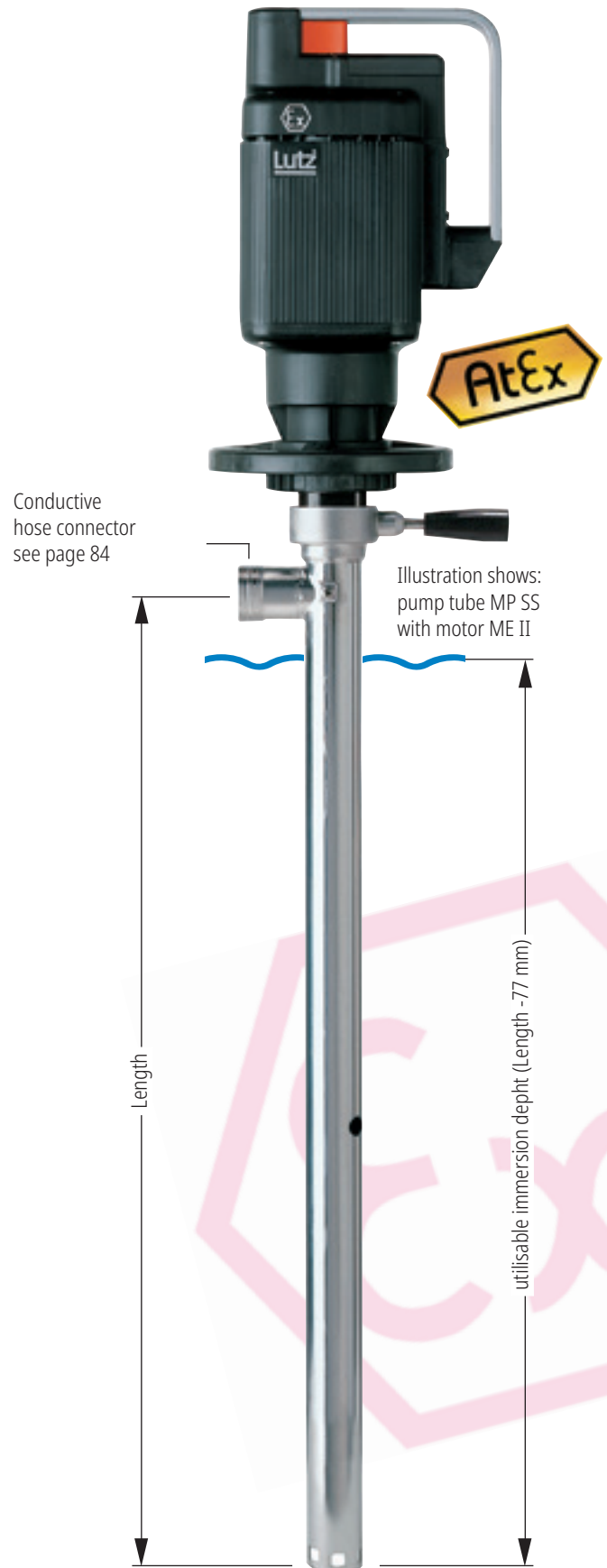
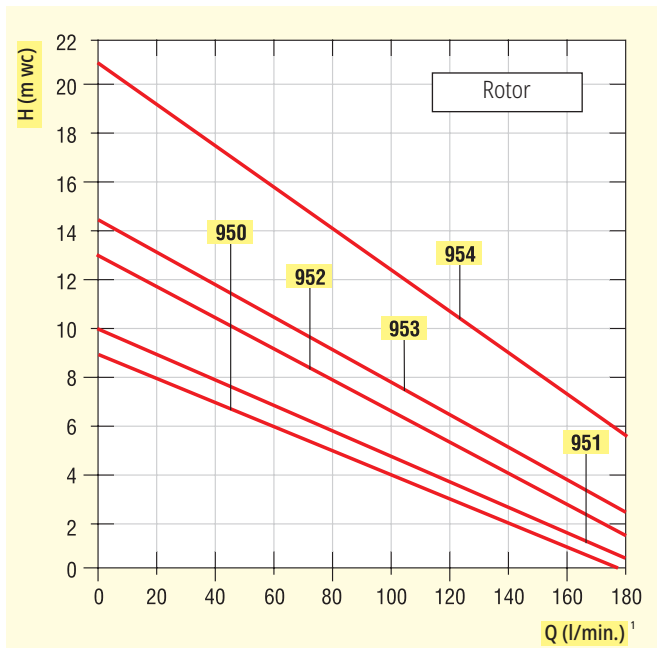
Special voltages and frequencies on request.

Pump Tube MP-SS (stainless steel)

for mixing and pumping of highly flammable liquids

Materials (coming into contact with the pumped medium):

Version:	MS	MS PURE
Housing:	Stainless steel (1.4571)	Stainless steel (1.4571)
Rotor:	ETFE	ETFE
Seals:	FPM (FEP coated)	FPM
Mechanical seals:	Carbon, Ceramic, PTFE, HC-4 (2.4610), Stainless steel 1.4571)	Carbon, Ceramic, PTFE, HC-4 (2.4610), Stainless steel 1.4571)
Bearing:	Pure Carbon	Pure Carbon
Drive shaft:	Stainless steel (1.4571)	Stainless steel (1.4571)



Pump tube also available in PURE version with Tri-Clamp connection. You will find more information in our leaflet: Certified solutions for the food, pharmaceutical and cosmetics Industry (Order-No. 0699-315)



Suitable range of accessories see pages 80-96

¹The maximum flow rate is a value determined by means of a test bench and measured with water at a medium temperature of approx. 20°C. The measurement is carried out at the pressure joint of the pump, without hose, nozzle or flow meter. The flow rate achievable in use is lower and depends on the individual application, the media properties and the configuration of the pump. The max. delivery head is also dependent on the pump design, motor and medium. Viscosity determined with oil.

Lutz Drum and Container Pumps

Container Pump B50



Saves time when emptying containers

Container Pump B50

The solution you can safely rely on

Great development: Container pump

Safety, fast, economically: container pumps convince in the liquid transfer by low wear, high delivery rates and fast emptying. The model B50 is the functional answer to changed requirements in practice to the trend to ever larger bundles.

- ✓ Smooth running
- ✓ High pump capacity
- ✓ Short emptying times
- ✓ Low degree of wear
- ✓ Ease of handling
- ✓ Few components
- ✓ Low weight, mobile unit
- ✓ Convenient Lutz hand-wheel for disconnecting the motor and for use as a handle
- ✓ Driven by a powerful capacitor start motor (230 V, 50 Hz, with a 5 m connecting cable and plug)
- ✓ Quick-change system for container caps for nominal sizes DN 150 and DN 225.

Responsible Care

The B50 container pump, is the contribution of Lutz to "Responsible Care". Responsible Care is the chemical industry's voluntary commitment to continual improvement in all aspects of health, safety and environmental (HS&E) performance and to openness in communication about its activities and its achievements.

Practice-oriented design

These pumps meet all criteria for an optimal emptying of container by their vertical wet-set-up design. Thus also the necessity for floor drains is void – thereby fewer leakage risks. They are suitable for endurance run, have a low weight, work with low speeds and offer highest industrial safety.

The B50 can be adapted to all common IBC containers via the quick-change system of the container caps.

The advantages by the cartridge of the Lutz container pump B50 is in the cost reduction by fast emptying, in the omission of redundant hose connectors and an improved environmental protection.



Lutz Drum and Container Pumps

Container Pump B50



Simplicity and maximum working safety

Bulk chemical transfer or filling is made light work of with the B50 with flows up to 200 l/min. and quick installation.

The B50 is constructed along the lines of a drum pump in order to maintain the proven features. These include: long life, reliability, low maintenance, reduced downtime, process and transfer time savings and not least enhanced safety and efficiency.

The vertically mounted pump runs at low speed with a direct coupled motor. The motor is secured with the Lutz hand wheel for quick assembly and disassembly, and with power to cover densities from 1.0 to 1.9 kg/dm³ and viscosities up to 100 mPas without penalty. The pump is positively mounted into the container with a specially designed adaptor.

The pump is designed and constructed with proven centrifugal hydraulics guaranteeing stable performance characteristics.

The single robust housing design with an immersion depth of 1100 mm successfully achieves weight reduction and the minimisation of parts.

Product detail

Container pump

B50 PP/HC

B50 PP/SS



Category 1 / 2 (acc. to ATEX)		no	no
Immersion tube diameter:	up to mm	100	100
Temperature of medium:	up to °C	40	40
Material:	Pump tube	PP	PP
	Impeller/diffuser material	PPO / PPE	PPO / PPE
	Drive shaft	Hastelloy C (2.4610)	Stainless steel (1.4571)
Nominal diameter container:		DN 150	DN 150
Outrun piece:		G 1 1/2 Outer thread	G 1 1/2 Outer thread
Length: 1100 mm	Order No.	0180-001	0180-501

*The length complies approx. to dimension C in the dimension table.

Screw cover PE/PP, DN 150 (Basis)	Order No.	0208-311
Screw cover PE/PP, DN 225 (optional)	Order No.	0208-312

Choice of motors

Operating data



Single phase motor

Output:	0.55 KW	0.75 KW	Flow rate ¹	up to l/min.	200	200
Density:	up to 1.3 kg/dm ³	up to 1.8 kg/dm ³	Delivery head	up to m wc	22	22
Speed:	2800 1/min.	2800 1/min.	Viscosity	up to mPas	100	100
Prot. class:	IP54	IP54	Weight (kg) Motor + pump tube)		17 up to 19	17 up to 19
Order No.	0180-030	0180-031				

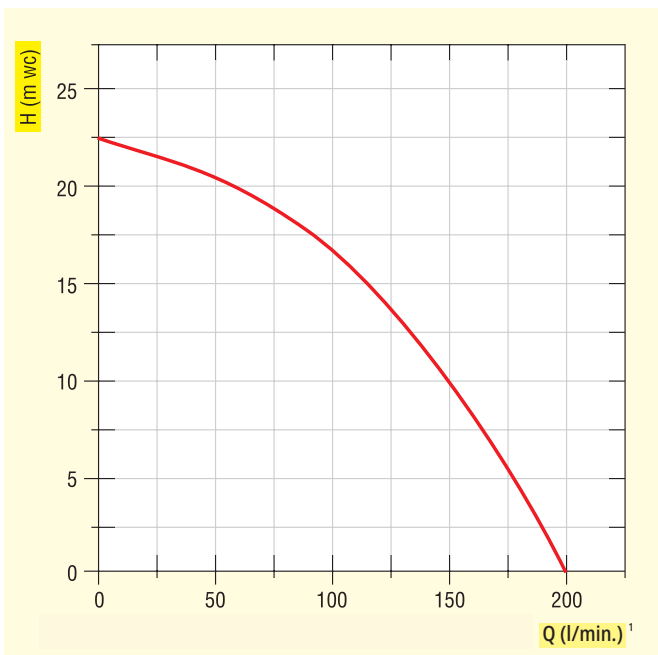
¹The maximum flow rate is a value determined by means of a test bench and measured with water at a medium temperature of approx. 20°C. The measurement is carried out at the pressure joint of the pump, without hose, nozzle or flow meter. The flow rate achievable in use is lower and depends on the individual application, the media properties and the configuration of the pump. The max. delivery head is also dependent on the pump design, motor and medium. Viscosity determined with oil.

Container Pump B50


for bulk transfer of chemicals

Materials (coming into contact with the pumped medium):

Version:	B50 PP/HC	B50 PP/SS
Pump tube:	Polypropylen (PP)	Polypropylen (PP)
Impeller/diffuser material	PPO / PPE	PPO / PPE
Mechanical seals:	Carbon / SiC / HC	Carbon / SiC / HC
Secondary seal:	FPM (EPDM)	FPM (EPDM)
Drive shaft:	Hastelloy C (2.4610)	Stainless steel (1.4571)
Container cap:	PE/PP	PE/PP



The quick-change system of the container caps makes it possible to adapt the B50 pump to the nominal diameter of the IBC container in just a few simple steps and then securely fix it there.



Suitable range of accessories
see page 97

¹The maximum flow rate is a value determined by means of a test bench and measured with water at a medium temperature of approx. 20°C. The measurement is carried out at the pressure joint of the pump, without hose, nozzle or flow meter. The flow rate achievable in use is lower and depends on the individual application, the media properties and the configuration of the pump. The max. delivery head is also dependent on the pump design, motor and medium. Viscosity determined with oil.

Accessories Lutz Drum and Container Pumps

"Getting started"



Perfectly equipped with the range of Lutz accessories

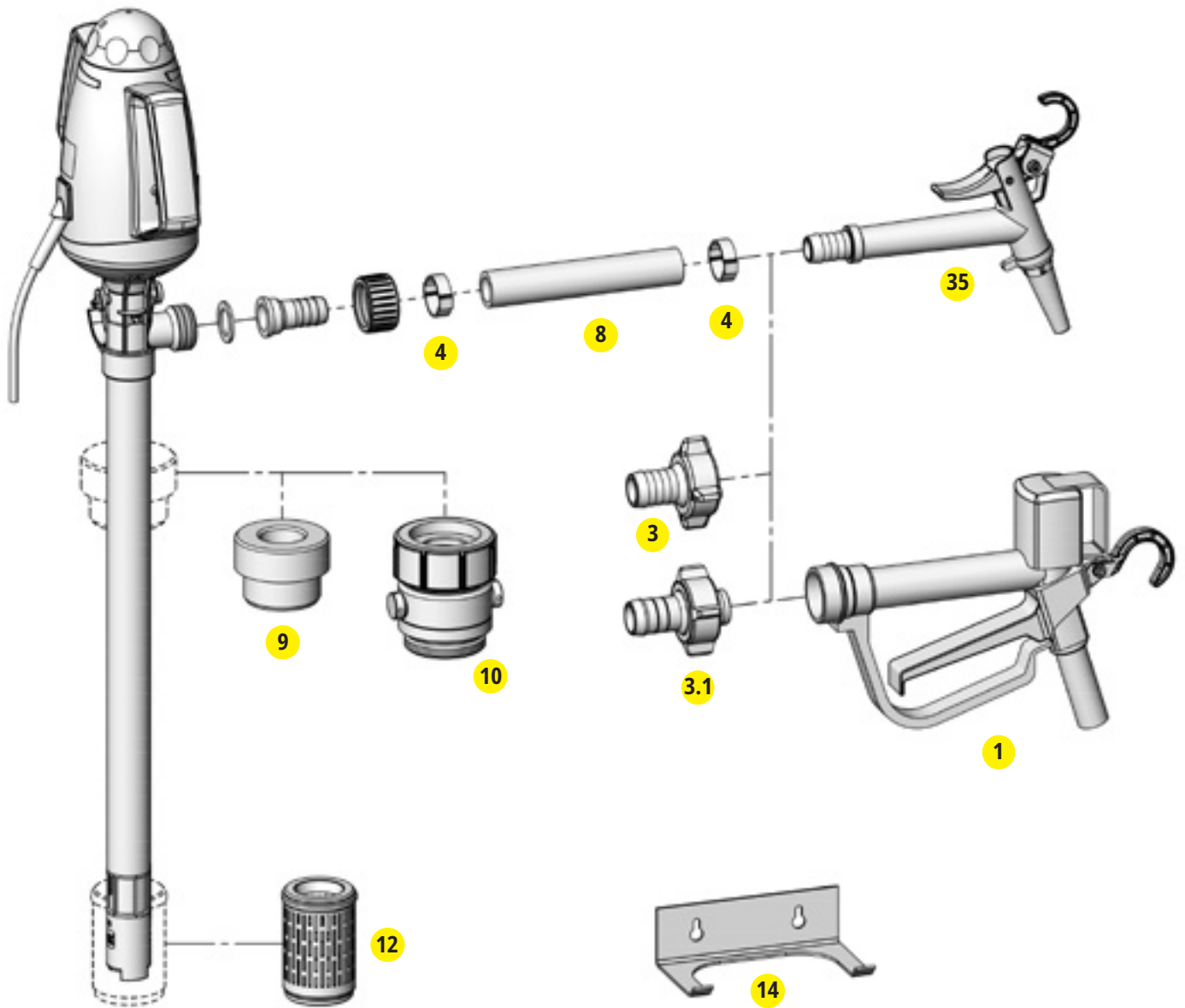
In keeping with our philosophy of making life safe and simple, we have a complete range of accessories available for you suitable for both mobile and stationary applications. The range of Lutz accessories makes your pump a perfect filling system.

Available e.g. are:

- Nozzles
- Hoses
- Emission-proof drum adapters
- Flow meters
- Foot strainers
- Installation flanges
- and much more

The full range of Lutz accessories caters to your specific needs.







Accessories for drum and laboratory pump B 2 at a glance



- 1** Nozzle
- 3** Hose connection
- 3.1** Hose connection, rotatable
- 4** Hose clamp
- 8** Hose
- 9** Drum adapter
- 10** Emission proof drum adapter
- 12** Foot strainer
- 14** Wall bracket
- 35** Lutz nozzle

Accessories

for drum and laboratory pump B1/B2 Battery and Lutz B2 Vario

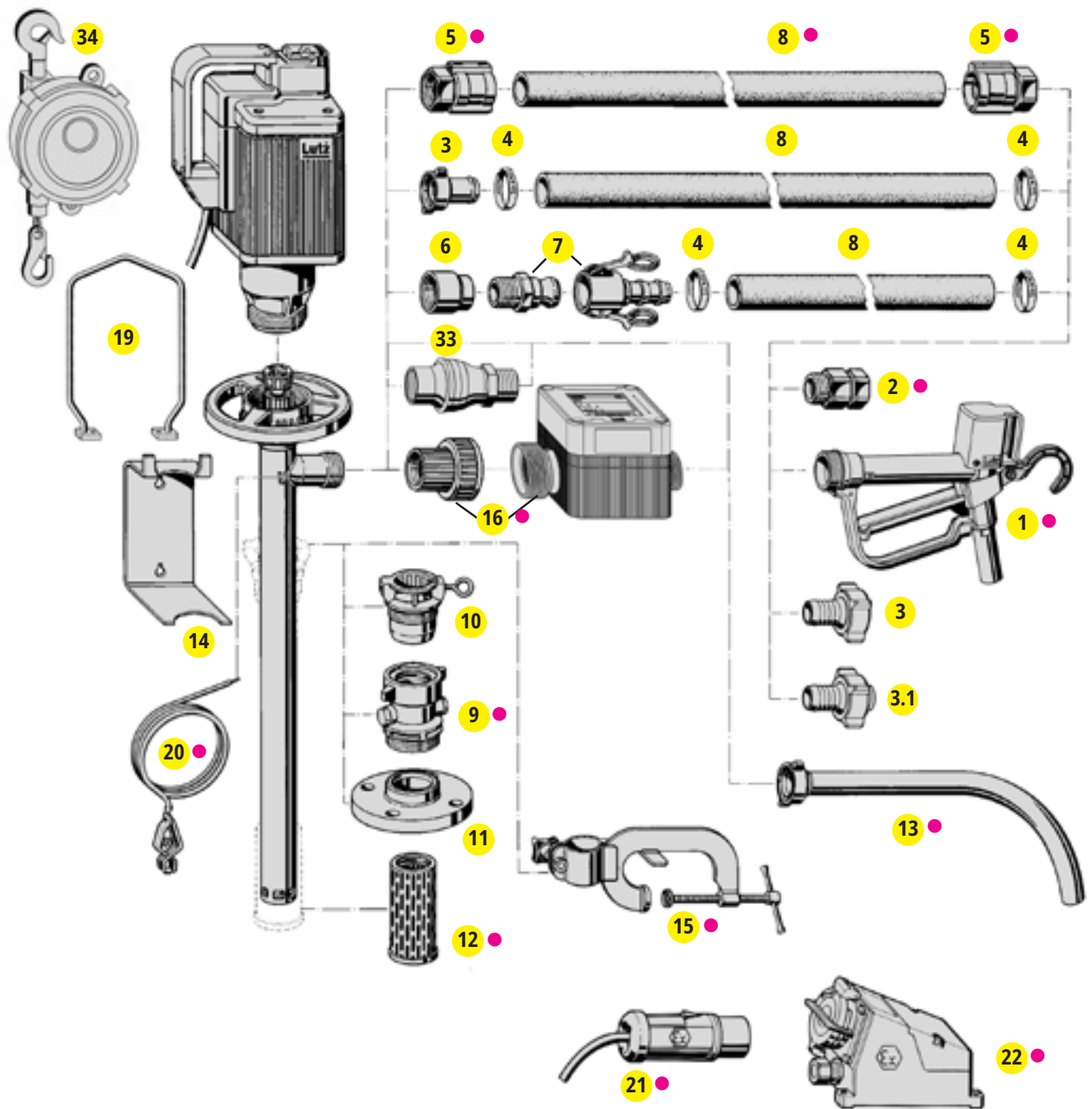
Product detail	Specification	Order-No.
	<p>Set-accessories</p> <p>Comprises of: Lutz nozzle, 1.5 mtr. PVC hose 3/4", hose connection, hose clamps, wall bracket</p> <p>For pump Lutz B2 Vario PP-SL ø 32</p>	<p>0201-550</p>
	<p>Hose fitting for pump tube PP</p> <p>Comprises of: Lutz nozzle, 1.5 m PVC hose 3/4", hose connector with wing nut, hose clamps</p> <p>For pump tube B1/B2 Battery PP</p>	<p>0201-551</p>
	<p>Hose fitting for pump tube PVDF</p> <p>Comprises of: Nozzle PVDF, 1.5 m special chemical hose 3/4", hose connector with wing nut, hose clamps</p> <p>For pump tube B1/B2 Battery PVDF</p>	<p>0201-554</p>
	<p>Hose fitting for pump tube SS</p> <p>Comprises of: Nozzle SS/FEP, 1.5 m universal chemical hose 3/4", hose connector with wing nut, hose clamps</p> <p>For pump tube B1/B2 Battery stainless steel</p>	<p>0201-556</p>
	<p>35 Lutz nozzle PP</p> <p>For filling and transferring neutral and aggressive liquids. The liquid stream can be regulated by a turnlock fastener. Outlet spout ø 12 mm (conical). With suspension hook. Polypropylene (PP) housing. FPM (FPM) seals.</p> <p>Operating pressure: max. 1 bar at 20 °C Viscosity: max. 300 mPas Flow rate: max. 40 l/min. (water) Temperature of medium: max. 50 °C Weight: approx. 0.1 kg Connection: Hose liner DN 19 (3/4")</p>	<p>0201-215</p>
	<p>4 Hose clamp</p> <p>Stainless steel hose clamp to fix hoses at the pump outlet connection and accessories.</p> <p>Ear clamp Nominal diameter: DN 19 (3/4")</p>	<p>0301-257</p>

for drum and laboratory pump B1/B2 Battery and Lutz B2 Vario

Specification	Order-No.	Product detail																																
<p>9 Drum adapter PP</p> <p>For fixing the pump B2 in the drum or container opening.</p> <table border="0"> <tr> <td>For pump tube:</td> <td>For pump type:</td> <td></td> <td></td> </tr> <tr> <td>ø 32 mm</td> <td>PP-SL 32</td> <td>G 2 outer thread</td> <td>0204-328</td> </tr> <tr> <td>ø 32 mm</td> <td>PP-SL 32</td> <td>ø 56.7 mm</td> <td>0208-009</td> </tr> <tr> <td>ø 28 mm</td> <td>SS-SL 28</td> <td>ø 56.7 mm</td> <td>0208-010</td> </tr> <tr> <td>ø 32 mm</td> <td>PP-SL 32</td> <td>BCS 70 x 6</td> <td>0208-027</td> </tr> <tr> <td>ø 32 mm</td> <td>PP-SL 32</td> <td>BCS 56 x 4</td> <td>0208-051</td> </tr> <tr> <td>ø 28 mm</td> <td>SS-SL 28</td> <td>BCS 56 x 4</td> <td>0208-050</td> </tr> <tr> <td>ø 28 mm</td> <td>SS-SL 28</td> <td>BCS 70 x 6</td> <td>0208-053</td> </tr> </table>	For pump tube:	For pump type:			ø 32 mm	PP-SL 32	G 2 outer thread	0204-328	ø 32 mm	PP-SL 32	ø 56.7 mm	0208-009	ø 28 mm	SS-SL 28	ø 56.7 mm	0208-010	ø 32 mm	PP-SL 32	BCS 70 x 6	0208-027	ø 32 mm	PP-SL 32	BCS 56 x 4	0208-051	ø 28 mm	SS-SL 28	BCS 56 x 4	0208-050	ø 28 mm	SS-SL 28	BCS 70 x 6	0208-053		
For pump tube:	For pump type:																																	
ø 32 mm	PP-SL 32	G 2 outer thread	0204-328																															
ø 32 mm	PP-SL 32	ø 56.7 mm	0208-009																															
ø 28 mm	SS-SL 28	ø 56.7 mm	0208-010																															
ø 32 mm	PP-SL 32	BCS 70 x 6	0208-027																															
ø 32 mm	PP-SL 32	BCS 56 x 4	0208-051																															
ø 28 mm	SS-SL 28	BCS 56 x 4	0208-050																															
ø 28 mm	SS-SL 28	BCS 70 x 6	0208-053																															
<p>10 Emission proof drum adapter</p> <p>To prevent emission of dangerous gases when using a drum pump, so protecting the operator, the environment and the drive motor from hazardous, aggressive gases and vapours. Two venting valves ensure pressure compensation between inside of the drum and surrounding atmosphere.</p> <p>Connection for gas displacement pipe: G 3/8, Screw-in thread: G 2 outer thread, Seals: FPM</p> <table border="0"> <tr> <td>Material:</td> <td>For pump type:</td> <td></td> </tr> <tr> <td>PP</td> <td>PP-SL 32</td> <td>0204-251</td> </tr> </table>	Material:	For pump type:		PP	PP-SL 32	0204-251																												
Material:	For pump type:																																	
PP	PP-SL 32	0204-251																																
<p>12 Foot strainer</p> <p>Made of PP for mounting onto the pump foot. Keeps impurities away from the rotating parts.</p> <table border="0"> <tr> <td>Material:</td> <td>For pump tube:</td> <td></td> </tr> <tr> <td>PP</td> <td>ø 32 mm</td> <td>0204-539</td> </tr> </table>	Material:	For pump tube:		PP	ø 32 mm	0204-539																												
Material:	For pump tube:																																	
PP	ø 32 mm	0204-539																																
<p>14 Wall bracket</p> <p>For storage of drum and laboratory pump Lutz B2 Vario. This facility helps to protect pumps from damage and maintain their value.</p> <p>For pump Lutz B2 Vario</p>	0102-079																																	
<p>Electronical flow meter, TR series</p> <p>For efficient flow rate measuring of various liquids. Ease of handling, compact design, available in polypropylene (PP) or polyvinylidene fluoride (PVDF).</p> <table border="0"> <tr> <td>TR3-PP</td> <td>Connection G1</td> <td>0213-051</td> </tr> <tr> <td>TR3-PVDF</td> <td>Connection G1</td> <td>0213-061</td> </tr> </table> <p>For more details see separate flow meter leaflet.</p>	TR3-PP	Connection G1	0213-051	TR3-PVDF	Connection G1	0213-061																												
TR3-PP	Connection G1	0213-051																																
TR3-PVDF	Connection G1	0213-061																																
<p>Trolley for steel and plastic drums</p> <p>Suitable for 200-litre drum, with 2 swivel castors and 2 fixed castors made of painted tubular steel frame, with holder for nozzle, hose and cable</p>	0371-030																																	
<p>Leakage protection</p> <p>For drip-free transport of the pump by simply slipping it over the pump foot.</p> <table border="0"> <tr> <td>Material:</td> <td>for pump tube:</td> <td></td> </tr> <tr> <td>PVC</td> <td>ø 28 mm</td> <td>0204-452</td> </tr> <tr> <td>PVC</td> <td>ø 32 mm</td> <td>0204-453</td> </tr> </table>	Material:	for pump tube:		PVC	ø 28 mm	0204-452	PVC	ø 32 mm	0204-453																									
Material:	for pump tube:																																	
PVC	ø 28 mm	0204-452																																
PVC	ø 32 mm	0204-453																																

Accessories

At a glance







- 1 ● Nozzle
- 2 ● Turning knuckle
- 3 ● Hose connection
- 3.1 ● Hose connection, rotatable
- 4 ● Hose clamp
- 5 ● Hose connector
- 6 ● Reducing sleeve
- 7 ● Quick-action hose coupling

- 8 ● Hose
- 9 ● Emission proof drum adapter
- 10 ● Drum adapter
- 11 ● Installation flange
- 12 ● Foot strainer
- 13 ● Discharge spout
- 14 ● Wall bracket
- 15 ● Clamping device

- 16 ● Flow meter
- 19 ● Lifting device
- 20 ● Equipotential bonding cable
- 21 ● Ex-plug
- 22 ● Ex-socket
- 33 ● Check valve
- 34 ● Hoist

● Suitable for transferring combustible and easy flammable liquids (e.g. ethanol, petrol) or in explosive hazard area.



Specification	Order-No.	Product detail
<p>1 PP nozzle</p> <p>For filling and transferring neutral and aggressive liquids. With hoop guard, suspension hook and two outlet spouts \varnothing 23 mm (cylindrical) and \varnothing 12 mm (conical). Polypropylene (PP) housing and valve tappet.</p> <p>Operating pressure: max. 3 bar at 20 °C Viscosity: max. 760 mPas Flow rate: max. 50 l/min. (Water) Temperature of medium: max. 50 °C Weight: approx. 0.25 kg Connection: outer thread G 1 1/4 Seal: FPM (FPM) EPDM FEP/FPM</p>	<p>0204-380 0204-385 0204-387</p>	
<p>1 PVDF nozzle</p> <p>For filling and transferring neutral and aggressive liquids. With hoop guard, suspension hook and two outlet spouts \varnothing 23 mm (cylindrical) and \varnothing 12 mm (conical). Polyvinylidenfluoride (PVDF) housing and valve tappet. FPM (FPM) seals. Additional costs for seals FFPM or FEP/FPM see price list.</p> <p>Operating pressure: max. 3 bar at 20 °C Viscosity: max. 760 mPas Flow rate: max. 50 l/min. (Water) Temperature of medium: max. 80 °C Weight: approx. 0.3 kg Connection: outer thread G 1 1/4</p>	<p>0204-390</p>	
<p>1 Stainless steel nozzle</p> <p>Ideally suitable for filling and transferring liquids - also for combustible and easy flammable liquids - in food and pharmaceutical industry. Stainless steel (1.4571) housing and valve tappet. With hoop guard, suspension hook and rotating joint. Additional costs for seals EPDM. Nozzle in PURE-version available.</p> <p>Operating pressure: max. 3 bar Viscosity: max. 760 mPas Flow rate: max. 50 l/min. (Water) Temperature of medium: max. 80 °C Weight: approx. 1 kg Connection: outer thread G 1 1/4 Seal: FPM (FPM) FEP/FPM</p>	<p>0204-370 ● 0204-377 ●</p>	 

Accessories

Nozzles, check valves



Product detail	Specification	Order-No.
	<p>1 Brass nozzle Brass housing and valve tappet, nickel-plated. PTFE seals. With hoop guard and rotating joint. For filling and transferring solvents and neutral liquids.</p> <p>Operating pressure: max. 4 bar Viscosity: max. 760 mPas Flow rate: max. 80 l/min. (Water) Temperature of medium: max. 80 °C Weight: approx. 0.6 kg Connection: outer thread G 1 1/4</p>	<p>0372-502 ●</p>
	<p>1 Aluminium nozzle For filling and transferring fuel and diesel oil. Aluminium housing and valve tappet. NBR seals. With hoop guard and rotating joint.</p> <p>Operating pressure: max. 4 bar Viscosity: max. 760 mPas Flow rate: max. 60 l/min. (Water) Temperature of medium: max. 60 °C Weight: approx. 0.5 kg Connection: inner thread G 1</p>	<p>0372-250</p>
	<p>1 Automatic aluminium nozzle Automatic switch-off with ball-tilt safety release. Housing in aluminium, internal components in brass/Delrin. Swivel hose connection is possible.</p> <p>Operating pressure: min. 0.5 up to 4 bar Viscosity: max. 7 mPas Flow rate: max. 80 l/min. (Water) Temperature of medium: max. 60 °C Weight: approx. 1.1 kg Connection: outer thread G 1 Seal: PTFE</p>	<p>0372-245 ●</p>
	<p>2 Rotating joint Rotating connection between hose connector and nozzle. FEP/FPM seals.</p> <p>Material: Nominal diameter: Brass inner thread G 1/outer thread G 1 Stainless steel inner thread G 1/outer thread G 1 Stainless steel outer thread G 1/outer thread G 1</p>	<p>0372-120 ● 0370-012 ● 0370-011 ●</p>
	<p>33 Check valve Prevents backflow of the liquid at downtime of the pump.</p> <p>Material: Nominal diameter: Operating pressure: Stainless steel 1.4301 inner thread G 1 1/4 max. 16 bar 0372-017 Stainless steel 1.4401 inner thread G 1 1/4, seal PTFE max. 16 bar 0372-050 Stainless steel 1.4401 inner thread G 1 1/4/outer thread G 1 1/4 seal PTFE (preferred for horizontal fitting) max. 16 bar 0204-516 PVC inner thread G 1 1/4/outer thread G 1 1/4 seal EPDM (preferred for horizontal fitting) max. 6 bar 0204-517</p>	

● Suitable for transferring combustible and easy flammable liquids (e.g. ethanol, petrol) or in explosive hazard area.

Specification	Order-No.	Product detail
<p>3 Hose connection Hose connector with wing nut for connecting the hoses to the pump tube or nozzle.</p>		
<p>Connection: inner thread G 1 1/4</p>		
Material:	Nominal diameter:	
PP	DN 13 (1/2")	0204-409
PP	DN 19 (3/4")	0204-410
PP	DN 25 (1")	0204-411
PP	DN 32 (1 1/4")	0204-412
PP grey	DN 19 (3/4")	0204-419
PVDF	DN 19 (3/4")	0204-421
PVDF	DN 25 (1")	0204-422
PVDF	DN 32 (1 1/4")	0204-423
Alu	DN 19 (3/4")	0204-403
Alu	DN 25 (1")	0204-404
Alu	DN 32 (1 1/4")	0204-405
Stainless steel	DN 19 (3/4")	0204-400
Stainless steel	DN 25 (1")	0204-401
Stainless steel	DN 32 (1 1/4")	0204-402
HC	DN 25 (1")	0204-407
<p>Connection: outer thread G 1</p>		
Material:	Nominal diameter:	
Brass	DN 19 (3/4")	0204-428
Brass	DN 25 (1")	0204-429
		
<p>3.1 Hose connection rotatable Hose connector with wing nut for connecting the hoses to the PP and PVDF nozzle.</p>		
<p>Connection: inner thread G 1 1/4</p>		
Material:	Nominal diameter:	
PP	DN 19 (3/4")	Seal FPM/FPM 0204-424
PP	DN 25 (1")	Seal FPM/FPM 0204-434
PP	DN 32 (1 1/4")	Seal FPM/FPM 0204-367
PP	DN 19 (3/4")	Seal FEP/FPM 0204-430
PP	DN 25 (1")	Seal FEP/FPM 0204-431
PP	DN 19 (3/4")	Seal EPDM 0204-432
PP	DN 25 (1")	Seal EPDM 0204-433
PVDF	DN 19 (3/4")	Seal FPM/FPM 0204-435
PVDF	DN 25 (1")	Seal FPM/FPM 0204-425
PVDF	DN 32 (1 1/4")	Seal FPM/FPM 0204-368
Connecting sleeve	PP	G 1 1/4" 0204-353*
	PVDF	G 1 1/4" 0204-354*
		
<p>* Necessary when using a hose connection rotatable at the pump tube.</p>		






Accessories

Hose clips, hose connections

Product detail	Specification	Order-No.																																																						
	<p>4 Hose clips</p> <p>Stainless steel hose clips with threaded screw for fixing hoses of various nominal bore at the hose connection.</p> <p>Nominal diameter: DN 19 (3/4") DN 25 (1") DN 32 - 38 (1 1/4" - 1 1/2")</p>	<p>0301-400 0301-401 0302-402</p>																																																						
	<p>5 Hose connector</p> <p>The use of conductive hoses is obligatory in explosion hazard areas. The ohmic resistance between the armatures must be less than 10⁶ ohm. The hose connection must ensure a highly conductive transition between hose and pump tube.</p> <p>Brass</p> <table border="0"> <tr> <td>for hose DN 19 (3/4")</td> <td>inner thread G 1 (EN12 115)</td> <td>0302-073 ●</td> </tr> <tr> <td>for hose DN 19 (3/4")</td> <td>outer thread G 1 (EN12 115)</td> <td>0302-074 ●</td> </tr> <tr> <td>for hose DN 19 (3/4")</td> <td>inner thread G 1 1/4 (EN12 115)</td> <td>0302-106 ●</td> </tr> <tr> <td>for hose DN 25 (1")</td> <td>inner thread G 1 (EN12 115)</td> <td>0302-011 ●</td> </tr> <tr> <td>for hose DN 25 (1")</td> <td>outer thread G 1 (EN12 115)</td> <td>0302-010 ●</td> </tr> <tr> <td>for hose DN 25 (1")</td> <td>inner thread G 1 1/4 (EN12 115)</td> <td>0302-012 ●</td> </tr> <tr> <td>for hose DN 32 (1 1/4")</td> <td>outer thread G 1 1/4 (EN12 115)</td> <td>0302-093 ●</td> </tr> <tr> <td>for hose DN 32 (1 1/4")</td> <td>inner thread G 1 1/4 (EN12 115)</td> <td>0302-107 ●</td> </tr> </table> <p>Brass for mineral oil hose DN 19 / DN 25</p> <table border="0"> <tr> <td>for mineral oil hose DN 19 (3/4")</td> <td>inner thread G 1 (EN12 115)</td> <td>0302-111 ●</td> </tr> <tr> <td>for mineral oil hose DN 25 (1")</td> <td>inner thread G 1 (EN12 115)</td> <td>0302-112 ●</td> </tr> <tr> <td>for mineral oil hose DN 25 (1")</td> <td>inner thread G 1 1/4 (EN12 115)</td> <td>0302-113 ●</td> </tr> </table> <p>Stainless steel (1.4571)</p> <table border="0"> <tr> <td>for hose DN 19 (3/4")</td> <td>inner thread G 1 (EN12 115)</td> <td>0302-108 ●</td> </tr> <tr> <td>for hose DN 19 (3/4")</td> <td>inner thread G 1 1/4 (EN12 115)</td> <td>0302-109 ●</td> </tr> <tr> <td>for hose DN 25 (1")</td> <td>inner thread G 1 (EN12 115)</td> <td>0302-014 ●</td> </tr> <tr> <td>for hose DN 25 (1")</td> <td>outer thread G 1 (EN12 115)</td> <td>0302-013 ●</td> </tr> <tr> <td>for hose DN 25 (1")</td> <td>inner thread G 1 1/4 (EN12 115)</td> <td>0302-015 ●</td> </tr> <tr> <td>for hose DN 32 (1 1/4")</td> <td>outer thread G 1 1/4 (EN12 115)</td> <td>0302-094 ●</td> </tr> <tr> <td>for hose DN 32 (1 1/4")</td> <td>inner thread G 1 1/4 (EN12 115)</td> <td>0302-110 ●</td> </tr> </table>	for hose DN 19 (3/4")	inner thread G 1 (EN12 115)	0302-073 ●	for hose DN 19 (3/4")	outer thread G 1 (EN12 115)	0302-074 ●	for hose DN 19 (3/4")	inner thread G 1 1/4 (EN12 115)	0302-106 ●	for hose DN 25 (1")	inner thread G 1 (EN12 115)	0302-011 ●	for hose DN 25 (1")	outer thread G 1 (EN12 115)	0302-010 ●	for hose DN 25 (1")	inner thread G 1 1/4 (EN12 115)	0302-012 ●	for hose DN 32 (1 1/4")	outer thread G 1 1/4 (EN12 115)	0302-093 ●	for hose DN 32 (1 1/4")	inner thread G 1 1/4 (EN12 115)	0302-107 ●	for mineral oil hose DN 19 (3/4")	inner thread G 1 (EN12 115)	0302-111 ●	for mineral oil hose DN 25 (1")	inner thread G 1 (EN12 115)	0302-112 ●	for mineral oil hose DN 25 (1")	inner thread G 1 1/4 (EN12 115)	0302-113 ●	for hose DN 19 (3/4")	inner thread G 1 (EN12 115)	0302-108 ●	for hose DN 19 (3/4")	inner thread G 1 1/4 (EN12 115)	0302-109 ●	for hose DN 25 (1")	inner thread G 1 (EN12 115)	0302-014 ●	for hose DN 25 (1")	outer thread G 1 (EN12 115)	0302-013 ●	for hose DN 25 (1")	inner thread G 1 1/4 (EN12 115)	0302-015 ●	for hose DN 32 (1 1/4")	outer thread G 1 1/4 (EN12 115)	0302-094 ●	for hose DN 32 (1 1/4")	inner thread G 1 1/4 (EN12 115)	0302-110 ●	
for hose DN 19 (3/4")	inner thread G 1 (EN12 115)	0302-073 ●																																																						
for hose DN 19 (3/4")	outer thread G 1 (EN12 115)	0302-074 ●																																																						
for hose DN 19 (3/4")	inner thread G 1 1/4 (EN12 115)	0302-106 ●																																																						
for hose DN 25 (1")	inner thread G 1 (EN12 115)	0302-011 ●																																																						
for hose DN 25 (1")	outer thread G 1 (EN12 115)	0302-010 ●																																																						
for hose DN 25 (1")	inner thread G 1 1/4 (EN12 115)	0302-012 ●																																																						
for hose DN 32 (1 1/4")	outer thread G 1 1/4 (EN12 115)	0302-093 ●																																																						
for hose DN 32 (1 1/4")	inner thread G 1 1/4 (EN12 115)	0302-107 ●																																																						
for mineral oil hose DN 19 (3/4")	inner thread G 1 (EN12 115)	0302-111 ●																																																						
for mineral oil hose DN 25 (1")	inner thread G 1 (EN12 115)	0302-112 ●																																																						
for mineral oil hose DN 25 (1")	inner thread G 1 1/4 (EN12 115)	0302-113 ●																																																						
for hose DN 19 (3/4")	inner thread G 1 (EN12 115)	0302-108 ●																																																						
for hose DN 19 (3/4")	inner thread G 1 1/4 (EN12 115)	0302-109 ●																																																						
for hose DN 25 (1")	inner thread G 1 (EN12 115)	0302-014 ●																																																						
for hose DN 25 (1")	outer thread G 1 (EN12 115)	0302-013 ●																																																						
for hose DN 25 (1")	inner thread G 1 1/4 (EN12 115)	0302-015 ●																																																						
for hose DN 32 (1 1/4")	outer thread G 1 1/4 (EN12 115)	0302-094 ●																																																						
for hose DN 32 (1 1/4")	inner thread G 1 1/4 (EN12 115)	0302-110 ●																																																						

● Suitable for transferring combustible and easy flammable liquids (e.g. ethanol, petrol) or in explosive hazard area.

Double nipple, reducing sleeves, quick-action hose couplings, hose bracket




Specification	Order-No.	Product detail																																
<p>Double nipple Stainless steel (1.4571) G 1 1/4 outer thread</p>	0300-106																																	
<p>6 Reducing sleeve To connect quick action hose coupling with pump tube. Inner thread G 1 1/4 and G 1</p> <p>Material: PP Brass Stainless steel</p>	<p>0204-072 0372-018 0372-019</p>																																	
<p>7 Quick-action hose coupling Ensure rapid, water-tight and leakproof connection between pump and hose. Available in aluminium, brass, stainless steel and polypropylene.</p> <table border="0" style="width: 100%;"> <tr> <td style="width: 15%;">Alu</td> <td style="width: 35%;">male element DN 25 (1")</td> <td style="width: 15%;"></td> <td style="width: 35%; text-align: right;">0372-020</td> </tr> <tr> <td>Alu</td> <td>female element DN 25 (1")</td> <td>Seal NBR</td> <td style="text-align: right;">0372-021</td> </tr> <tr> <td>Brass</td> <td>male element DN 25 (1")</td> <td></td> <td style="text-align: right;">0372-022</td> </tr> <tr> <td>Brass</td> <td>female element DN 25 (1")</td> <td>Seal FPM</td> <td style="text-align: right;">0372-023</td> </tr> <tr> <td>Stainless steel (1.4571)</td> <td>male element DN 25 (1")</td> <td></td> <td style="text-align: right;">0372-024</td> </tr> <tr> <td>Stainless steel (1.4571)</td> <td>female element DN 25 (1")</td> <td>Seal FEP/EPDM</td> <td style="text-align: right;">0372-025</td> </tr> <tr> <td>PP</td> <td>male element DN 25 (1")</td> <td></td> <td style="text-align: right;">0372-026</td> </tr> <tr> <td>PP</td> <td>female element DN 25 (1")</td> <td>Seal FPM</td> <td style="text-align: right;">0372-027</td> </tr> </table>	Alu	male element DN 25 (1")		0372-020	Alu	female element DN 25 (1")	Seal NBR	0372-021	Brass	male element DN 25 (1")		0372-022	Brass	female element DN 25 (1")	Seal FPM	0372-023	Stainless steel (1.4571)	male element DN 25 (1")		0372-024	Stainless steel (1.4571)	female element DN 25 (1")	Seal FEP/EPDM	0372-025	PP	male element DN 25 (1")		0372-026	PP	female element DN 25 (1")	Seal FPM	0372-027		 <p>A complete quick-action hose coupling is consisting of reducing sleeves plus female and male coupling element.</p>
Alu	male element DN 25 (1")		0372-020																															
Alu	female element DN 25 (1")	Seal NBR	0372-021																															
Brass	male element DN 25 (1")		0372-022																															
Brass	female element DN 25 (1")	Seal FPM	0372-023																															
Stainless steel (1.4571)	male element DN 25 (1")		0372-024																															
Stainless steel (1.4571)	female element DN 25 (1")	Seal FEP/EPDM	0372-025																															
PP	male element DN 25 (1")		0372-026																															
PP	female element DN 25 (1")	Seal FPM	0372-027																															
<p>Hose bracket Hose bracket for easy attachment of loose hose ends to the drum or container.</p> <p>Nominal hose diameter: DN 19 (3/4") DN 25 (1") DN 32 (1 1/4")</p>	<p>0204-665 0204-666 0204-667</p>																																	
<p>Leakage protection For drip-free transport of the pump by simply slipping it over the pump foot.</p> <p>Material: for Pump tube: PVC ø 41 mm</p>	0204-454																																	

Accessories

PVC hoses, mineral oil hoses, solvent hoses

Product detail	Specification	Order-No.																		
	<p>8 PVC-spiral hose PVC hose, with steel helix. For aggressive, non-flammable liquids.</p> <p>Temperature of medium: -5 up to +65 °C</p> <table border="0"> <tr> <td>Nominal diameter:</td> <td>Weight:</td> <td>Operating pressure:</td> </tr> <tr> <td>DN 19 (3/4")</td> <td>0.31 kg/m</td> <td>max. 5 bar</td> </tr> <tr> <td>DN 25 (1")</td> <td>0.51 kg/m</td> <td>max. 5 bar</td> </tr> <tr> <td>DN 32 (1 1/4")</td> <td>0.66 kg/m</td> <td>max. 4.5 bar</td> </tr> </table> <p><small>*Hose for food liquids, made of PVC with imbedded galvanized steel helix, inside and outside smooth, complies with EU-regulations 10/2011 and 1935/2004.</small></p>	Nominal diameter:	Weight:	Operating pressure:	DN 19 (3/4")	0.31 kg/m	max. 5 bar	DN 25 (1")	0.51 kg/m	max. 5 bar	DN 32 (1 1/4")	0.66 kg/m	max. 4.5 bar	<p>0374-457* 0374-440* 0374-441*</p>						
Nominal diameter:	Weight:	Operating pressure:																		
DN 19 (3/4")	0.31 kg/m	max. 5 bar																		
DN 25 (1")	0.51 kg/m	max. 5 bar																		
DN 32 (1 1/4")	0.66 kg/m	max. 4.5 bar																		
	<p>8 PVC hose, fabric reinforced Hose made of PVC, fabric reinforced. For aggressive, non-flammable liquids.</p> <p>Temperature of medium: -10 up to +60 °C</p> <table border="0"> <tr> <td>Nominal diameter:</td> <td>Weight:</td> <td>Operating pressure:</td> </tr> <tr> <td>DN 32 (1 1/4")</td> <td>0.715 kg/m</td> <td>max. 7 bar</td> </tr> </table>	Nominal diameter:	Weight:	Operating pressure:	DN 32 (1 1/4")	0.715 kg/m	max. 7 bar	<p>0374-425</p>												
Nominal diameter:	Weight:	Operating pressure:																		
DN 32 (1 1/4")	0.715 kg/m	max. 7 bar																		
	<p>8 Mineral oil hose Colour coding: "yellow". Hose for mineral oil products of all kinds and super up to 50 % aromatics and methanol content. Inner rubber NBR and outer rubber chloroprene (CR). Electrically conductive: Type Ω/T (<10⁶ Ohm between the fittings, <10⁹ Ohm through the hose wall) according to DIN EN 12115:2011.</p> <table border="0"> <tr> <td>Operating pressure:</td> <td>max. 16 bar</td> </tr> <tr> <td>Temperature of medium:</td> <td>-30 up to +90 °C</td> </tr> <tr> <td>Nominal diameter:</td> <td>Weight:</td> </tr> <tr> <td>DN 32 (1 1/4")</td> <td>1.0 kg/m</td> </tr> </table> <p>Hose for mineral oil products of all kinds and super up to 50 % aromatics and methanol content. Inner rubber NBR (conductive) and outer rubber NBR (not conductive). Electrically conductive: Type Ω-CL (<10⁶ Ohm between the fittings) according to TRbF 50 appendix B (TRbF 131/2).</p> <table border="0"> <tr> <td>Operating pressure:</td> <td>max. 10 bar</td> </tr> <tr> <td>Temperature of medium:</td> <td>-25 up to +65 °C</td> </tr> <tr> <td>Nominal diameter:</td> <td>Weight:</td> </tr> <tr> <td>DN 19 (3/4")</td> <td>0.4 kg/m</td> </tr> <tr> <td>DN 25 (1")</td> <td>0.5 kg/m</td> </tr> </table>	Operating pressure:	max. 16 bar	Temperature of medium:	-30 up to +90 °C	Nominal diameter:	Weight:	DN 32 (1 1/4")	1.0 kg/m	Operating pressure:	max. 10 bar	Temperature of medium:	-25 up to +65 °C	Nominal diameter:	Weight:	DN 19 (3/4")	0.4 kg/m	DN 25 (1")	0.5 kg/m	<p>0374-413 ●</p> <p>0374-461 ● 0374-462 ●</p>
Operating pressure:	max. 16 bar																			
Temperature of medium:	-30 up to +90 °C																			
Nominal diameter:	Weight:																			
DN 32 (1 1/4")	1.0 kg/m																			
Operating pressure:	max. 10 bar																			
Temperature of medium:	-25 up to +65 °C																			
Nominal diameter:	Weight:																			
DN 19 (3/4")	0.4 kg/m																			
DN 25 (1")	0.5 kg/m																			
	<p>8 Solvent hose Colour coding: "blue". Hose suitable for a wide range of commercial solvents. Inner rubber of special coating and outer rubber of NBR/PVC-Compound. (starting from DN 32 with galvanized steel helix, it is suitable as suction and pressure hose). Electrically conductive: Type Ω/T (<10⁶ Ohm between the fittings, <10⁹ Ohm through the hose wall) according to DIN EN 12115:2011.</p> <table border="0"> <tr> <td>Operating pressure:</td> <td>max. 16 bar</td> </tr> <tr> <td>Range of temperature:</td> <td>-20 up to +80 °C (dependent on the liquid), steaming out up to 130 °C for max. 30 minutes (open ends)</td> </tr> <tr> <td>Nominal diameter:</td> <td>Weight:</td> </tr> <tr> <td>DN 19 (3/4")</td> <td>0.6 kg/m</td> </tr> <tr> <td>DN 25 (1")</td> <td>0.8 kg/m</td> </tr> <tr> <td>DN 32 (1 1/4")</td> <td>1.2 kg/m</td> </tr> </table>	Operating pressure:	max. 16 bar	Range of temperature:	-20 up to +80 °C (dependent on the liquid), steaming out up to 130 °C for max. 30 minutes (open ends)	Nominal diameter:	Weight:	DN 19 (3/4")	0.6 kg/m	DN 25 (1")	0.8 kg/m	DN 32 (1 1/4")	1.2 kg/m	<p>0374-416 ● 0374-417 ● 0374-418 ●</p>						
Operating pressure:	max. 16 bar																			
Range of temperature:	-20 up to +80 °C (dependent on the liquid), steaming out up to 130 °C for max. 30 minutes (open ends)																			
Nominal diameter:	Weight:																			
DN 19 (3/4")	0.6 kg/m																			
DN 25 (1")	0.8 kg/m																			
DN 32 (1 1/4")	1.2 kg/m																			

● Suitable for transferring combustible and easy flammable liquids (e.g. ethanol, petrol) or in explosive hazard area.

Specification	Order-No.	Product detail															
<p>8 Universal chemical hose</p> <p>Colour coding: "blue/white/blue".</p> <p>Suitable for clean chemicals, cosmetics, photo-chemicals, paints and glues, washing and cleaning products, hygienic products as well as foodstuffs and luxury foodstuffs, (for more information see resistance table). Conform to FDA and USP class VI. Complies with EU-regulations 10/2011 and 1935/2004.</p> <p>Internal finish: UPE light with spiraled OHM conductive stripes UPE black, smooth, non-bleeding, abrasion-resistant. Intermediate layer: EPDM conductive (complies with the requirements of the recommendation XXI category 2 of the BfR and FDA standards).</p> <p>External finish: EPDM light grey, conductive, non-bleeding, ozone- and UV resistant, hardly flammable, (starting from DN 25 with galvanized steel helix, suitable as suction and pressure hose).</p> <p>Electrically conductive: Type Ω/T ($<10^6$ Ohm between the fittings, $<10^9$ Ohm through the hose wall) according to DIN EN 12115:2011.</p> <p>Operating pressure: max. 16 bar</p> <p>Range of temperature: -30 up to +100 °C (dependent on the liquid), steaming out up to 130°C for max. 30 minutes (open ends)</p> <p>Nominal diameter: Weight:</p> <table border="0"> <tr> <td>DN 19 (3/4")</td> <td>0.6 kg/m</td> <td>0374-475 ●</td> </tr> <tr> <td>DN 25 (1")</td> <td>0.8 kg/m</td> <td>0374-476 ●</td> </tr> <tr> <td>DN 32 (1 1/4")</td> <td>0.9 kg/m</td> <td>0374-477 ●</td> </tr> </table>	DN 19 (3/4")	0.6 kg/m	0374-475 ●	DN 25 (1")	0.8 kg/m	0374-476 ●	DN 32 (1 1/4")	0.9 kg/m	0374-477 ●								
DN 19 (3/4")	0.6 kg/m	0374-475 ●															
DN 25 (1")	0.8 kg/m	0374-476 ●															
DN 32 (1 1/4")	0.9 kg/m	0374-477 ●															
<p>8 Special chemical hose FEP</p> <p>Colour coding: "blue/white/red".</p> <p>Suitable for all commonly used media, ideal also for very pure products. Suitable as suction and pressure hose.</p> <p>Internal finish: FEP transparent, smooth, seamless, non-leaching, non-dyeing, not electrically conductive (in conformity with FDA and USP Class VI demands).</p> <p>External finish: EPDM electrically conductive. Light grey with OHM conductive stripes, with galvanized steel helix.</p> <p>Electrically conductive: Type $\Omega-C$ ($<10^6$ Ohm between the fittings) according to DIN EN 12115:2011. (NOT suitable for non-conductive, flammable liquids!)</p> <p>Operating pressure: max. 16 bar</p> <p>Range of temperature: -30 up to +100 °C (dependent on the liquid), steaming out for cleaning and sterilisation permissible up to 150°C for max. 30 minutes (open ends)</p> <p>Nominal diameter: Weight:</p> <table border="0"> <tr> <td>DN 19 (3/4")</td> <td>0.7 kg/m</td> <td>0374-428</td> </tr> <tr> <td>DN 25 (1")</td> <td>1.0 kg/m</td> <td>0374-429</td> </tr> <tr> <td>DN 32 (1 1/4")</td> <td>1.1 kg/m</td> <td>0374-430</td> </tr> </table> <p>Special chemical hose PTFE</p> <p>Colour coding: "blue/white/red".</p> <p>Suitable for all commonly used media, ideal also for very pure products. Suitable as suction and pressure hose.</p> <p>Internal finish: PTFE black, smooth, seamless, electrically conductive (Conform to FDA and USP class VI. Complies with EU-regulations 10/2011 and 1935/2004).</p> <p>External finish: EPDM electrically conductive. Black, galvanized steel helix.</p> <p>Electrically conductive: Type Ω/T ($<10^6$ Ohm between the fittings, $<10^9$ Ohm through the hose wall) according to DIN EN 12115:2011.</p> <p>Operating pressure: max. 16 bar</p> <p>Range of temperature: -30 up to +150 °C (dependent on the liquid), steaming out for cleaning and sterilisation permissible up to 150°C for max. 30 minutes (open ends)</p> <p>Nominal diameter: Weight:</p> <table border="0"> <tr> <td>DN 19 (3/4")</td> <td>0.7 kg/m</td> <td>0374-481 ●</td> </tr> <tr> <td>DN 25 (1")</td> <td>1.0 kg/m</td> <td>0374-482 ●</td> </tr> </table>	DN 19 (3/4")	0.7 kg/m	0374-428	DN 25 (1")	1.0 kg/m	0374-429	DN 32 (1 1/4")	1.1 kg/m	0374-430	DN 19 (3/4")	0.7 kg/m	0374-481 ●	DN 25 (1")	1.0 kg/m	0374-482 ●		 
DN 19 (3/4")	0.7 kg/m	0374-428															
DN 25 (1")	1.0 kg/m	0374-429															
DN 32 (1 1/4")	1.1 kg/m	0374-430															
DN 19 (3/4")	0.7 kg/m	0374-481 ●															
DN 25 (1")	1.0 kg/m	0374-482 ●															

Accessories

Emission proof drum adapters



To permit reliable application, emission protection for „on site“ pumping operations must be made as convenient as possible under practical conditions. The Lutz EMIGA system achieves more for the user while involving less work:

- ✓ All that is needed is a single drum adapter with two integrated valves.
- ✓ Due to „active seal“, emission protection is guaranteed even in the event of wear and tear, damage or pump tube diameter tolerances.
- ✓ The lower part of the adapter can be adapted to varying thread and diameter sizes in container openings.
- ✓ Simple installation using a plug-in-connection for individual adaption.
- ✓ Stability ensured by integrated spring loaded mechanism.
- ✓ Suitable container cup for container emptying available.
- ✓ Larger dimensioned air valves cater for pressure equalisation by the fast emptying of containers.

Product detail

Specification

Order-No.



9 Emission proof drum adapter

To prevent emission of dangerous gases when using a drum pump, so protecting the operator, the environment and the drive motor from hazardous, aggressive gases and vapours. Two venting valves ensure pressure compensation between inside of the drum and surrounding atmosphere.

Connection for gas displacement pipe: G 3/8; Screw-in thread: G 2 outer thread

Seals: FPM or EPDM.

Other threads and seal materials on request.

Material:	Pump tube diameter:	
PP	41 mm	
PVDF	41 mm	
Brass	41 mm	
Stainless steel	41 mm	

0204-250

0204-465

0204-252 ●

0204-253 ●

Following special threads are available

PP, brass, stainless steel	Tri-Sure 2", BCS 56 x 4 OT, Mauser 2", BCS 70 x 6 OT
Brass, stainless steel	M 64 x 4 OT

Air valve for emptying of containers

Valve ball/seal:	FPM	
	EPDM	

0204-364

0204-459

Container cap

DN 150

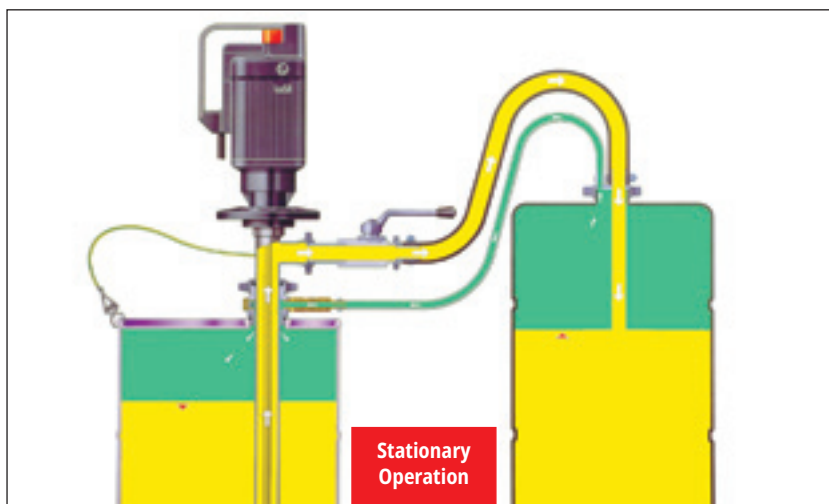
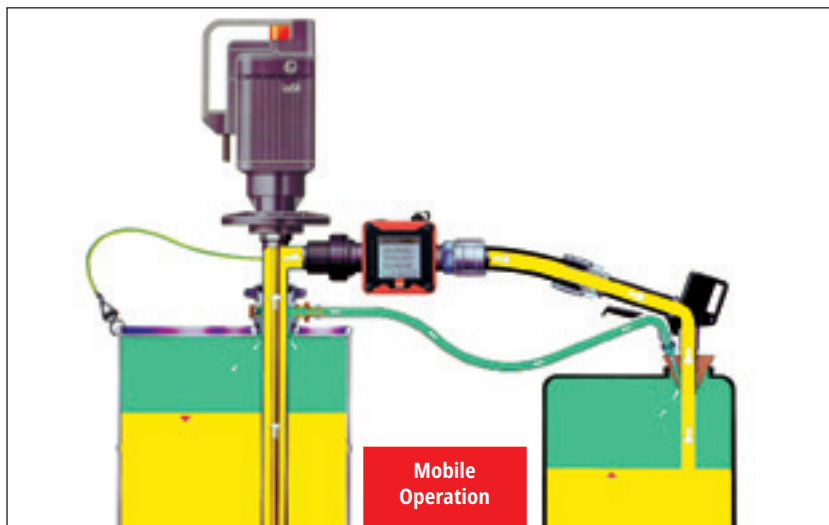
DN 225

0373-060

0373-061

● Suitable for transferring combustible and easy flammable liquids (e.g. ethanol, petrol) or in explosive hazard area.

EMIGA: emission proof drum adapters with gas displacement system



Concern about air pollution has never been so widespread as it is today. Acting on its sense of environmental responsibility, Lutz has further developed its emission proof drum adapter as a complete gas displacement system. Harmful gases and vapours created when transporting hazardous media remain practically in a closed system while themselves ensuring the necessary pressure compensation.

- ✓ Prevents emissions of harmful gases and vapours when filling **and** emptying.
- ✓ Protects the operator as well as the environment from noxious, toxic and/or severely oxidising emissions.
- ✓ All advantages of the reliable Lutz-EMIGA-system will be maintained.
- ✓ For flexible operation with nozzle or stationary operation by fixed union.
- ✓ A check valve integrated into the gas displacement pipe, prevents the gas from back-flow at standstill of the pump.

Specification

Order-No.

Product detail

Gas sealing kit with union for stationary operation

Reliable connection by fixed union on the container.
Stop valve and fast-action coupling ensure as fast and safe changing of drum.

Gas sealing kit with union

comprising of:
Stop valve, connection fittings, sealing plug, drip-free fast action coupling closing on two sides, hose connection with wing nut

Shown in addition here:
Emission drum adapter stainless steel

Gas sealing hose:
PVC-hose DN 9

0204-202

0204-253



0373-153



Other emission proof drum adapters see page 88

Accessories

EMIGA: for safe handling of hazardous liquids

Product detail	Specification	Order-No.
	<p>Gas sealing kit with nozzle for flexible operation The sealing plug adapts on different drum and container openings (D = 40-75 mm). Combined with a nozzle a safe transferring even into small vessels ist possible. A valve integrated into the gas displacement pipe, prevents the gas from back-flow at standstill of the pump or changing the drum.</p> <hr/> <p>Application with pump tube SS 41 and nozzle SS Variable system for use with a nozzle in such areas as fuels and solvents, etc.</p> <p>Gas sealing kit for nozzle comprises of: Conical sealing plug, check valve for gas displacement pipe, screw-in nipple with wing nut and connection piece, hose clamps</p> <p>Shown in addition here: Emission proof drum adapter stainless steel</p> <p>Other emission proof drum adapters see page 84</p> <p>Nozzle stainless steel, G 1 1/4</p> <p>Gas sealing hose: PVC hose DN 9</p> <p>Alternatively for flammable liquids: Solvent hose DN 9</p> <p>Emission proof hose (serving to return with sealless pump tubes arising gases back into the container)</p>	<p>0204-201</p> <p>0204-253</p> <p>0204-370</p> <p>0373-153</p> <p>0374-415</p> <p>0204-272</p>
	<p>Application with pump tube SS 41 and automatic nozzle Alu In conjunction with an automatic nozzle, the flow rate is cut off automatically when the maximum level is reached.</p> <p>Gas sealing kit for nozzle comprises of: Conical sealing plug, check valve for gas displacement pipe, screw-in nipple with wing nut and connection piece, hose clamps</p> <p>Shown in addition here: Emission proof drum adapter stainless steel</p> <p>Other emission proof adapters see page 84</p> <p>Automatic nozzle in aluminium DN 25, seal PTFE</p> <p>Discharge pipe cpl. for automatic nozzle Alu (necessary when using a valve pad)</p> <p>Gas sealing hose: PVC hose DN 9</p> <p>Alternatively for flammable liquids: Solvent hose DN 9</p> <p>Emission proof hose (serving to return with sealless pump tubes arising gases back into the container)</p>	<p>0204-201</p> <p>0204-253</p> <p>0372-245</p> <p>0204-274</p> <p>0373-153</p> <p>0374-415</p> <p>0204-272</p>

EMIGA: emission proof drum adapters with gas displacement system, drum adapters, installation flanges

Specification	Order-No.	Product detail
<p>Application with pump tube PP 41 und nozzle PP Prevents emissions when handling severely oxidising or fuming acids and alkalis.</p> <p>Gas sealing kit for nozzle comprises of: Conical sealing plug, check valve for gas displacement pipe, pipe fitting</p> <p>Shown in addition here: Emission proof drum adapter PP Nozzle PP/FPM (FPM) G 1 1/4 Nozzle outlet spout PP Gas sealing hose: PVC hose DN 9</p> <p>Additional costs: Emission proof hose with connection flange PVDF* (serving to return with sealless pump tubes arising gases back into the container)</p>	<p>0204-510</p> <p>0204-250</p> <p>0204-380</p> <p>0204-297</p> <p>0373-153</p> <p>0204-511</p>	
<p>10 Drum adapter in PP Drum adapter for continuous pump tube diameters. For fixing the pump in the drum opening. Outer thread G 2</p>	0208-007	
<p>10 Drum adapter in ST 37 Separable drum adapter for pump tubes with enlarged pump foot. For fixing the pump in the drum opening. Thread G 2 and M 64 x 4</p>	0204-215	
<p>10 Drum adapter in steel, galvanized For fixing the pump in the drum opening. Outer thread G 2 For mixing pump tube PP</p>	0208-013	
<p>10 Drum adapter PE (electrically conductive) For fixing the pump in the drum opening. Outer thread G 2 Outer thread BCS 56 x 4 Outer thread BCS 70 x 6</p>	<p>0208-055</p> <p>0208-052</p> <p>0208-054</p>	
<p>11 Installation flange For fixing the drum and container pump according to DIN 2573, DN 50, PN 6 to a companion flange. The flange is welded onto the pump tube.</p> <p>Material: For pump tube:</p> <p>PP ø 41 mm</p> <p>PVDF ø 41 mm</p> <p>Alu ø 41 mm</p> <p>SS ø 41 mm</p>	<p>0110-191</p> <p>0122-001</p> <p>0132-120</p> <p>0151-622</p>	

*in connection with a new pump tube


Accessories

Foot strainers, pump security rack, discharge spouts, wall bracket, clamping device, oval gear flow meter

Product detail	Specification	Order-No.
	<p>12 Foot strainer Available in PP, PVDF and stainless steel, for mounting on the pump foot. Keeps impurities away from the rotating parts.</p> <p>Material: For pump tube: PP PP Ø 41 mm PVDF PVDF and Alu Ø 41 mm Stainless steel SS Ø 41 mm</p>	<p>0343-177 0343-187 0204-617 ●</p>
	<p>Pump security rack For pump tubes up to Ø 50 mm</p>	<p>0204-093</p>
	<p>13 Discharge spout Serving to transfer and fill liquids directly into other vessels. They are available in PP, alu and stainless steel and are threaded onto the pump outlet connection.</p> <p>Material: Nominal diameter: Wing nut: PP DN 19 (3/4") G 1 1/4 Alu DN 25 (1") G 1 1/4 SS DN 25 (1") G 1 1/4</p>	<p>0204-200 0204-373 0204-225 ●</p>
	<p>14 Wall bracket For storage of drum pumps. This facility helps protect pumps from damage, and maintains their value.</p> <p>For pump tubes with hand wheel Not suitable for pump tube RE-PP</p>	<p>0204-308</p>
	<p>15 Clamping device To fasten the drum pumps in open-topped drums and containers. Suitable for different pump tube diameters.</p> <p>For pump tubes: PP, PVDF, Alu, SS and HC</p>	<p>0205-040 ●</p>
	<p>16 Oval gear flow meter MDO 2 For efficient flow measurement of mineral oils and alternative fuels. Easy handling, compact construction and quick assembly onto the pump.</p> <p>Housing: Aluminium Range of temperature: -10 up to 80 °C Oval gears: LCP Display: 2-lines, 6- and 5-digits Seal: FPM Protection class: IP67 Nominal pressure: 4 bar Battery: Lithium, CR123A, 3V Range of measurement: 3 - 80 l/min. Weight approx.: 1.4 kg Range of viscosity: 1 - 1000 mPas Connection: G 1 1/4" Accuracy of measurement: +/- 0.5 %</p>	<p>0211-610</p>

● Suitable for transferring combustible and easy flammable liquids (e.g. ethanol, petrol) or in explosive hazard area.

Electronical flow meters, lifting devices, hoist, electrical accessories

Specification	Order-No.	Product detail
<p>16 Electronical flow meter, TR series</p> <p>For easy and precise flow rate measuring of various liquids. Ease of handling, compact design and ideally to combine with all drum and container pumps (connection G 1 or G 1 1/4), available in polypropylene (PP) or polyvinylidene fluoride (PVDF).</p> <p>For more details see separate flow meter leaflet.</p>		
<p>16 Modular electronical flow meter system, TS series</p> <p>For metering all kinds of liquids. Wide range of applications: Directly at the drum pump, remote or in-line operation possible. Convenient pre-setting of required volume using a touch screen display. Multilingual menus and simple plain-text operation. A comprehensive range of system components offers practical problem solutions.</p> <p>For more details see separate flow meter leaflet.</p>		
<p>19 Lifting device</p> <p>To simplify the process of lifting the pump in and out of drums and containers.</p> <p>For motors MA II and ME II For motors B4/GT</p>	<p>0211-047 0214-196</p>	
<p>34 Hoist</p> <p>for drum pump, with infinitely adjustable load balancer for easy lifting and moving of the pump.</p> <p>Load bearing capacity: 10-14 kg Tackle: 2 m</p>	<p>0371-012</p>	
<p>Connecting cable</p> <p>For extension of the connecting line for universal motors, 2 or 3-wired (three-phase motors 4-wired). According to requirements the cable is available in every necessary length.</p> <p>H05 RN-F, 3 x 1 mm² for motor MA II H07 RN-F, 2 x 2.5 mm² for motor MA II (42 V, 24 V) H07 RN-F, 3 x 1.5 mm² for motor ME II H07 RN-F, 4 x 1.5 mm² for three-phase motors</p>	<p>0466-000 0466-003 0336-074 ● 0336-339 ●</p>	
<p>Cekon-plug</p> <p>5-pole - 16 A For three-phase gear motors B4/GT</p>	<p>0336-415</p>	

Accessories

for explosion proof applications

Product detail	Specification	Order-No.
	<p>20 Equipotential bonding cable Serves to create electrically conductive connection between explosion proof pump and container as earthing and equipotential bonding function.</p> <p>2 m long with fastening clip</p>	<p>0204-994 ●</p>
	<p>21 Ex-plug CEE round plug in accordance with II 2G Ex db eb IIC T6 Gb, splash proof in compliance with IP66.</p> <p>3-pole (alternating current) CEAG 3-pole (alternating current) STAHL</p> <p>for motor ME II for motor ME II</p>	<p>0336-536 ● 0336-540 ●</p>
	<p>22 Ex-socket CEE-socket in accordance with II 2G Ex db eb IIC T6 Gb, splash proof in compliance with IP66.</p> <p>3-pole (alternating current) for motor ME II 3-pole (alternating current) STAHL for motor ME II</p>	<p>0336-531 ● 0336-542 ●</p>
	<p>Monitoring module SafetyBox Detects minimum residual quantity in containers of conductive liquids, alarms by visual and acoustic alarm in case of dry running /overflow (siren/lamp). Emergency stop function of the motor in case of critical filling level.</p> <p>Consisting of monitoring module and point level probe</p> <p>Drum adapter PP for point level probe For fixing the point level probe in the drum opening. Outer thread G 3/4</p>	<p>0208-455</p> <p>0208-498</p>

● Suitable for transferring combustible and easy flammable liquids (e.g. ethanol, petrol) or in explosive hazard area.

for compressed air supply of motors MD1xL, MD2xL

Specification	Order-No.	Product detail
25 Maintenance unit For cleaning and oiling the supply air. With manometer for setting operating pressure. Operating pressure: max. 10 bar	0204-152	
25 Filter pressure regulator for oil-free operation With manometer for setting operating pressure. Inlet pressure: max. 16 bar Ambient temp.: max. 60 °C Filter element: 5 µm, Cellpor Diaphragms and seals: NBR Housing: Zinc-Pressure cast G 3/8	5000-178	
26 Coupling (female part) Self-disconnecting in brass. For screwing in the maintenance unit. Brass (DN 7.2) G 3/8 AG Brass (DN 10) G 3/8 AG	0372-154 0372-138	
27 Nipple (male part) Brass (DN 7.2) G 3/8 AG Brass (DN 10) G 3/8 AG <small>* Sealing ring 0314-309 is additionally required.</small>	0372-045* 0372-053	
28 Air hose coupling connector For connection to a coupling. Brass (DN 7.2) for compressed air hose DN 9 Brass (DN 10) for compressed air hose DN 13	0372-155 0372-153	
29 Stop valve Nickel-plated brass for regulating the compressed air as well as the speed of the compressed air motors. G 3/8 outer thread/inner thread	0372-043	
30 Compressed air hose PVC-hose with intermediate woven layer, DN 9, for air supply to compressed air motors. Operating pressure: max. 14 bar at 20 °C DN 9 0373-153 max. 10 bar at 20 °C DN 13 0373-154		
31 Hose clamp (Chromated steel: 1.4016) For compressed air hose DN 9 0301-156 DN 13 0301-403		
32 Coupling with hose connector (female part) Self-disconnecting in brass, with hose connector DN 9. Brass (DN 7.2) for compressed air hose DN 9 0372-166 Brass (DN 10) for compressed air hose DN 13 5000-165		

Specification	Order-No.	Product detail
<p>Lifting device To simplify the process of lifting the pump in and out of drums and containers.</p>	0155-154	
<p>Hose connection Hose connector with wing nut for connecting the hoses to the pump tube or nozzle.</p> <p>Material: PP Nominal diameter: DN 38</p>	0180-161	
<p>Reducing sleeve G 1 1/2 inner thread to G 1 1/4 outer thread for connection of a flow meter</p>	0180-167	
<p>Reducing sleeve G 1 1/2 outer thread to G 1 1/4 inner thread for hose diameter DN 38 when using a flow meter</p>	0180-169	
<p>Foot strainer Keeps impurities away from the rotating parts.</p> <p>Material: PP</p>	0180-174	
<p>Acid proof coating In aggressive atmosphere the three phase motor should be protected by a special acid proof coating. If customer requires, a special varnish is possible.</p> <p>Acid proof coating</p>	0006-516	
<p>PVC hose Fabric reinforced PVC hose for aggressive, non-flammable liquids.</p> <p>Operating pressure: max. 6 bar Temperature of medium: 0 up to +60 °C Nominal diameter: DN 38 (1 1/2") Weight: 0.84 kg/m</p>	0374-431	
<p>Screw cover Material: PE/PP DN 150 DN 225</p>	0208-311 0208-312	

Hoses, hose clamps and hose connections see pages 83-87

Twice the **COMPETENCE...**



Professional Fluid Management

Drum pump sets

Drum and container pumps

Eccentric screw drum pumps

Flow meter systems

Air operated double diaphragm pumps

Vertical and horizontal centrifugal pumps



Lutz Pumpen GmbH

Erlenstraße 5-7 · D-97877 Wertheim · Phone: (+49 93 42) 8 79-0 · Fax: (+49 93 42) 87 94 04 · E-Mail: info@lutz-pumpen.de

www.lutz-pumpen.de

...simply **UNIQUE**



A Measured Step Forward



Dosing pumps and accessories


Chlorinators

Measuring and control technology

System and process technology

Chemical centrifugal pumps

Water disinfection



Lutz-Jesco GmbH

Am Bostelberge 19 · D-30900 Wedemark · Phone (+49 51 30) 58 02-0 · Fax (+49 51 30) 58 02 68 · E-Mail: info@lutz-jesco.com

www.lutz-jesco.com



Lutz Pumpen GmbH

Erlenstraße 5-7
D-97877 Wertheim
Phone: +49 93 42 / 8 79-0
Fax: +49 93 42 / 87 94 04
E-Mail: info@lutz-pumpen.de

www.lutz-pumpen.de

Now to the newsletter
and never miss any news!



**Follow
us on:**

